



# TENNESSEE BUREAU OF WORKERS' COMPENSATION (TNBWC)

## EDI CLAIMS RELEASE 3.1 INFORMATION SESSION

**MARCH 30, 2020**





**TNBWC**  
**EDI CLAIMS RELEASE 3.1**  
**INFORMATION SESSION**  
**MARCH 30, 2020**



For Claim Administrators, Insurance Companies,  
Third Party Administrators, Self Insured Employers  
& EDI Service Providers

# Introduction of Presenters

## Tennessee Bureau of Workers' Compensation

<b>Abbie Hudgens</b>	Administrator
<b>Jeff Francis</b>	Assistant Administrator
<b>Matthew Salyer</b>	Program Coordinator--Information Services
<b>Sharon Coleman</b>	EDI Liaison
<b>Susie Morgan</b>	EDI Specialist
<b>Jeanette Baird</b>	EDI Specialist

## ISO

<b>Amy E. Cooper, WCP</b>	Client Services Manager
<b>Robbie Tanner</b>	Senior Manager – IAIABC Products Group
<b>Linda Yon</b>	wcCapture Product Manager
<b>Natalie Tarazona, WCP</b>	wcCapture Assistant Product Manager
<b>Kevin Wagner</b>	wcCapture Business Analyst

## Welcome to the TNBWC EDI Claims Release 3.1 Information Session

- After reviewing this video, questions should be sent in an email to [TNBWCEDI@ISO.COM](mailto:TNBWCEDI@ISO.COM) with “Info Session Question” in the subject line.
- Questions sent to the Tennessee Email address and responses will be published in a updated Q & A document. They will be made available online at <https://TNBWCEDI.info> [https:// TNBWCEDI.INFO](https://TNBWCEDI.INFO) and an announcement will be sent when they are available for download.





# Electronic Data Interchange (EDI) for Claims

# What is EDI?




Electronic Data Interchange (EDI) is the electronic exchange of data between business trading partners in a standardized format

# Implementation Considerations and Coordination

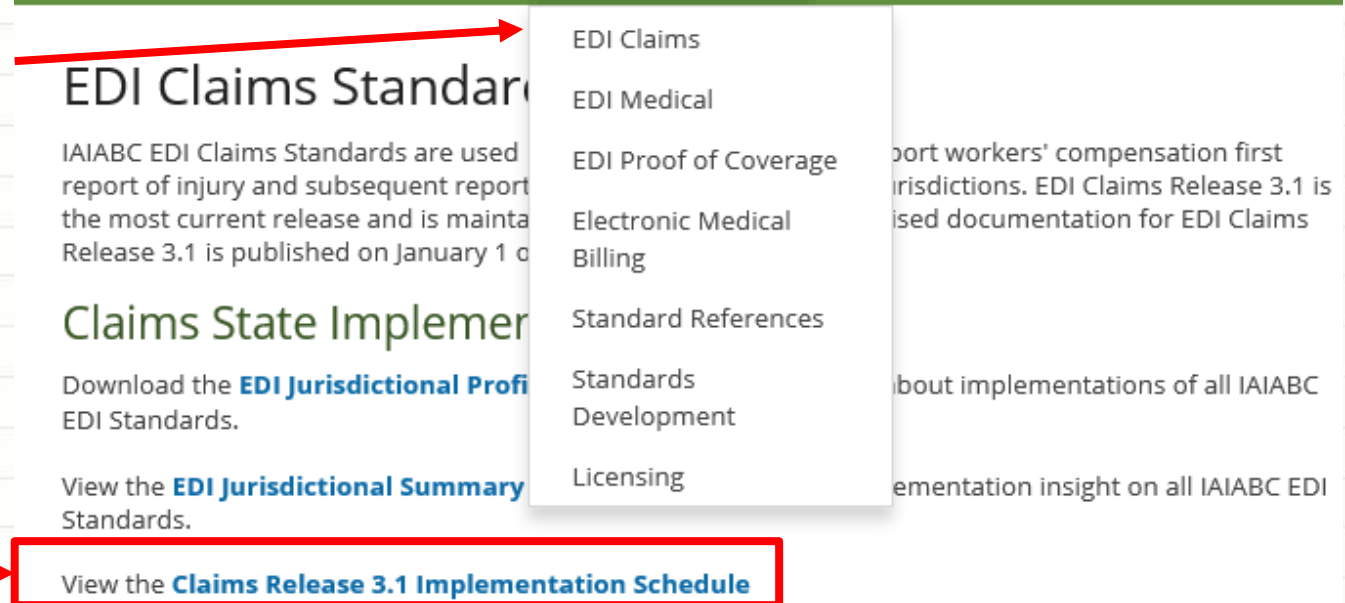
Access IAIABC Claims Release 3.1 Implementation schedule at:


[https://www.iaiaabc.org/iaiaabc/EDI\\_Claims.asp](https://www.iaiaabc.org/iaiaabc/EDI_Claims.asp)



Select **EDI Claims** from the EDI Standards menu

Claims Release 3.1 Implementation schedule





# TNBWC Release 3.1 Implementation Timeline



# Tennessee Release 3.1 Implementation Timeline

TNBWC will be transitioning from Release 1.0 (R1.0) to Release 3.1 (R3.1) for the electronic reporting of First Reports of Injury (FROI) and Subsequent Reports of Injury (SROI)

Effective September 1, 2020, use of the R3.1 standard will be mandatory for all TNBWC trading partners

# Tennessee Release 3.1 Implementation Timeline

**Monday, August 31, 2020** is the last day that **R1.0** data will be accepted by TNBWC.

All R1.0 reports not received by TNBWC on August 31, 2020 by 11:59 PM CDT and accepted must be submitted to ISO electronically per the Event Table effective on the mandate date September 1, 2020.

**Effective Tuesday, September 1st, 2020, electronic reporting via Release 3.1 will begin for all Trading Partners.**

# Tennessee Release 3.1 Implementation Timeline

**Trading Partner Registration:** Available starting on 2/20/2020

**Trading Partner/EDI Vendor Testing:** Available 3/23/2020 through 8/14/2020

**FROI Testing** is to be completed by: 6/1/2020

**SROI Testing** is to be completed by: 8/1/2020

**Last Submission of Release 1.0:** must be received by Tennessee no later than 8/31/2020 at 11:59 PM CT.

**Release 3.1 FROI SROI Reporting** Begins: 9/1/2020

**Release 3.1 Acknowledgements** are returned beginning: 9/14/2020



# TNBWC Trading Partner Registration

# Who is a Trading Partner?



A Trading Partner is an entity that exchanges data electronically with the Tennessee Bureau of Workers' Compensation.



# Who should complete a trading partner profile?

- Third Party Administrator (TPA) if you are the transmitter and you will be reporting Tennessee claims.
- Insurance carrier if you are the transmitter and you are licensed to write workers' compensation insurance in Tennessee.
- Self Insured Employer if you are the transmitter and are a Self Insured employer or trust that has been approved by the Tennessee Department of Commerce & Insurance, Self Insurance Division.
- Sender Administrator if you are the transmitter on behalf of an Insurance Carrier, Self Insured Employer or TPA.

# Completing a Trading Partner Profile

- The trading partner profile should list every Insurer/Self Insurer and corresponding Claim Administrator that will be submitting data under that Sender ID.
- If an Insurer will also be the Claim Administrator because they are handling their own claims, they should be listed as both an Insurer and a Claim Administrator on the registration.
- Insurers must be licensed to write workers' compensation insurance in TN, and Self-Insured Employers, Self-Insured groups and insurance pools must have been approved by the Tennessee Department of Commerce and Insurance, Self Insurance Division.
- TNBWC will be validating these registrations prior to approving any Trading Partner Profile registrations.

# Registration Timeline

## **R3.1 Trading Partner Profile Registration**

- February 20th 2020
- TNBWC EDI website
- Updates to trading partner profile
- All R1.0 trading partners must re-register for R3.1
- Profiles must be reviewed and approved
- Must be completed before your testing can begin

A decorative graphic consisting of several overlapping, wavy blue lines that flow from the top left towards the bottom right, creating a sense of movement and depth. The lines vary in opacity and thickness, giving it a layered, ribbon-like appearance.

# Mandatory Transition from R1.0 to R3.1

# Mandatory Transition

## R1.0 to R3.1

**Report New Claims:** Claims that are new and have never been reported in Release 1 to Tennessee

**What EDI reports should be sent for New Claims?**

**FROI:** For each new claim, review the FROI Event Table to determine which event would cause you to report the claim to Tennessee.

**SROI:** Following the FROI report, review the SROI Event Table to determine what SROI reports can follow the FROI and should be reported to Tennessee.



# Mandatory Transition

## R1.0 to R3.0

### How does the transition work? Reporting Legacy Claims:

**Legacy Claims properly filed:** A Legacy claim that is required and properly filed is any claim previously reported in Release 1 for which a Jurisdiction Claim Number (JCN) has been assigned.

**Legacy Claims not properly filed:** A Legacy claim where the Date Claim Administrator Had Knowledge of the Injury (DN0041) is prior to 9/1/2020, that is required and not previously reported in Release 1, and no Jurisdiction Claim Number (JCN) has been assigned.

# Mandatory Transition R1.0 to R3.0

## What EDI reports should be sent for Legacy Claims?

**Legacy Claims properly filed:** A FROI UR (Update Report) is required prior to submitting any FROI or SROI in R3.1. The FROI UR is intended to match a claim previously reported in R1 and to “set the picture” for R3.1 reporting. Following the FROI UR, a SROI UR or any applicable SROI per sequencing is allowed to be reported. Please review the Event Table for details.

# Mandatory Transition

## R1.0 to 3.0

### What EDI reports should be sent for Legacy Claims?

**Legacy Claims not properly filed:** If a FROI R1 MTC was required and was not properly filed with Tennessee, a Legacy Claim would not have been created for which to match to a FROI UR, so the applicable FROI 00 (Original), 04 (Denial) or AU (Acquired/Unallocated) should be sent instead of a FROI UR.

Following the FROI 00, 04 or AU, a SROI UR is allowed **IF** the Date Claim Administrator Had Knowledge of the Injury (DN0041) is prior to 9/1/2020.

If the SROI UR is not reported, then any applicable SROI per the Event Table and Sequencing edits is allowed to be reported. Please review the Event Table for details.

Tennessee expects the FROI and SROI UR report submissions to be completed by 11/02/20. If a claim re-opens after 11/02/20, then the same Report Trigger should be followed.



# Trading Partner and EDI Vendor Testing

# Trading Partner and EDI Vendor Testing

Trading Partner testing began 3/23/2020 and will continue through 8/14/2020.

Trading Partner Profile registrations must be submitted and approved prior to testing.



# Trading Partner and EDI Vendor Testing

Testing for Tennessee will be handled by Tennessee's EDI Claims vendor, ISO.

All Trading Partners will be required to complete the published Tennessee Test Plan to verify their ability to file electronically with Tennessee prior to the EDI Claims Release 3.1 implementation date.

For Trading Partners who are currently, or are planning to file EDI Claims Release 3.1 FROI/SROI reports through an EDI vendor, the vendor will be required to complete the test plan on behalf of all their clients. Once the vendor is approved for production, the Trading Partner will also be approved for production.

# Trading Partner and EDI Vendor Testing

For Trading Partners who are planning to file EDI Claims Release 3.1 FROI/SROI reports without using an EDI Vendor, they will be required to complete the test plan on their own behalf.

Tennessee - ISO Jurisdiction Web Entry users are not required to test.

# Trading Partner and EDI Vendor Testing

## The 5 Test Stages of Testing

**Stage 1:** EDI Trading Partner Profile Electronic Registration

**Stage 2:** Pretest and Technical Capability Test

**Stage 3:** Business Content Test (FROI)

**Stage 4:** Business Content Test (SROI)

**Stage 5:** Tennessee Test Completion (FROI and SROI)

# Trading Partner and EDI Vendor Testing

## The 5 Test Stages of Testing

### **Stage 1:** EDI Trading Partner Profile Electronic Registration

Complete the EDI Trading Partner Profile Electronic Registration. Please note that the information on the registration is used for both testing and production reporting.

### **Stage 2:** Pretest and Technical Capability Test

Complete the technical capability test to ensure that the file structure is valid per the IAIABC EDI Claims Release 3.1 standards. This portion ensures that the Header Record is populated with the correct Sender ID, the Receiver ID and other data validations. The file structure/format for the test files must be correct.

# Trading Partner and EDI Vendor Testing

## **Stage 3: Business Content Test (FROI)**

The business content test for FROI requires at a minimum the FROI MTCs, **(00, 01, 02, 04, UR)** to be tested in accordance with Tennessee's R3.1 Test Plan.

When considering the FROI reports that will be tested, it is recommended that a review of Stage 4 SROI testing be performed at the same time to determine if additional FROI test reports are needed to establish claims in order to successfully complete the SROI testing.



# Trading Partner and EDI Vendor Testing

## **Stage 3: Business Content Test (FROI)**

Upon completion of Test FROI Batches 1 and 2, the Trading Partner and/or their EDI Vendor should request testing approval by completing and submitting the **Tennessee EDI Testing Feedback Request List R3.1**. The Feedback Request form will list all the completed FROI test claims required by Tennessee's Test Plan, and should be sent to Tennessee's EDI email.

Tennessee will then notify the Trading Partner by email if the Trading Partner has passed the FROI testing and is approved to proceed with SROI testing.

FROI Testing should be completed by June 1, 2020

# Trading Partner and EDI Vendor Testing

## **Stage 4: Business Content Test (SROI)**

The business content test for SROI requires at a minimum the SROI MTCs **(02 04 CA CB CD EP ER FN IP NT PY RB SX UR VE QT)**

to be tested in accordance with the Tennessee R3.1 Test Plan.

Because the SROI testing builds on the accepted FROIs, ensure that there is an adequate number of FROIs reported in Stage 3 to meet the SROI testing needs in Stage 4. For SROI reporting, special attention should be made for sequencing.

SROI Testing should be completed by August 1, 2020

Upon completion of SROI minimum test transactions, the Trading Partner and/or their EDI Vendor must request testing review and approval from Tennessee/ISO by submitting the **Tennessee EDI Testing Feedback Request List R3.1** to Tennessee 's EDI email.

# Trading Partner and EDI Vendor Testing

## **Stage 5: Test Completion (FROI and SROI)**

After completing Stages 1 through 4, Stage 5 is requesting and being approved for Production, for FROI and SROI reporting, effective September 1, 2020.

### **Test/Production Indicator:**

The Test/Production Indicator on the Header Record will change from T (Test) to P (Production) to indicate that the records contained in the file are production data. Trading Partner Profiles must be kept up-to-date.



# TNBWC EDI CLAIMS WEBSITE OVERVIEW

EDI Resources

Contact us for help

EDI Requirements

Implementation Guide

Implementation Info

Training Information

FAQ

Web Links

EDI Vendors

Trading Partner Profile

Trading Partner Registration

Registration Instructions

## Welcome to the Tennessee Bureau of Workers' Compensation (TNBWC) EDI Website

TNBWC mandated the use of the EDI Release 1 standards for reporting First Reports of Injury (FROI) and Subsequent Reports of Injury (SROI) in July 2003. Tennessee will continue to receive FROI and SROI EDI claims in Release 1 format until the TNBWC transitions to the EDI Release 3.1 standards September 1, 2020.

Questions regarding EDI Claims IAIABC Release 3.1 reporting in Tennessee should be sent to [TNBWCedi@iso.com](mailto:TNBWCedi@iso.com)

1. To report electronically with TNBWC, complete a Trading Partner Profile Registration. Click on the link location in the navigation bar on the left.
2. To receive important EDI announcements via email, join TNBWC's EDI Mailing List. Please send an email to [TNBWCedi@iso.com](mailto:TNBWCedi@iso.com) to be added to the list. Note: Contacts indicated on the Trading Partner Registration are automatically added.
3. Please check the "What's New" section of this website located on the navigation bar on the top for "News & Updates" related to EDI filing with TNBWC.

### For more information about EDI standards nationally:

International Association of Industrial Accident Boards and Commissions (IAIABC)  
Phone: +1 (608) 841-2017  
[www.iaabc.org](http://www.iaabc.org)



# Tennessee EDI Claims Website Overview

Where can I find the information that I need to assist with the EDI reporting to Tennessee?

Help with EDI?

FAQs?

EDI Resources
Contact us for help
EDI Requirements
Implementation Guide
Implementation Info
Training Information
FAQ
Web Links
EDI Vendors

Requirements?

Other Support Information?

Web Links?

EDI Resources

Contact us for help

EDI Requirements

Implementation Guide

Implementation Info

Training Information

FAQ

Web Links

EDI Vendors

Trading Partner Profile

Trading Partner Registration

Registration Instructions

## EDI Requirements

Version 1.1 - Revision Date: 2/20/2020, Effective Date: 9/01/2020

Download the Requirements by clicking on the links below.

The Requirements are housed in three tables:

### **Event Table**

This table relates EDI information to the circumstances under which they are initiated as well as the timeframes for sending the information.

### **Element Requirements**

This table lists the individual data element requirements

### **Edit Matrix**

This table provides information on the edits that will apply to each data element and the edits that will be applied based on the population of the data element.

EDI Resources

Contact us for help

EDI Requirements

Implementation Guide

Implementation Info

Training Information

FAQ

Web Links


EDI Vendors



## EDI Implementation Guide

Version 1.1 - Revision Date: 2/20/2020

Download the Guide by clicking on the link below.

-  [EDI Implementation Guide](#)

Trading Partner Profile

Trading Partner Registration

Registration Instructions

## EDI Resources

[Contact us for help](#)[EDI Requirements](#)[Implementation Guide](#)[Implementation Info](#)[Training Information](#)[FAQ](#)[Web Links](#)[EDI Vendors](#)[Trading Partner Profile](#)[Trading Partner Registration](#)[Registration Instructions](#)

## Implementation Information

### TNBWC Master Sender ID - FROI/SROI

Please click on the following link for information on the Master Sender ID.

-  [TNBWC Master Sender ID EDI Claims Reporting.pdf](#)

### Implementation Schedule

Please click on the following link for the TNBWC transition from IAIABC Claims Release 1 to IAIABC Claims Release 3.1 Timeline Summary.

-  [TNBWC-ISO Transition Timelines-R1 to R3.1 \(Rev. 02-26-20\) \(WEB\).pdf](#)

### Tennessee Bureau of Workers' Compensation (TNBWC) Claims Release 3.1 Test Plan - Testing Requirements

Please click on the following link for the TNBWC IAIABC Claims Release 3.1 Test Plan.

-  [TNBWC Claims Release 3.1 Test Requirements \(2-26-2020\).pdf](#)

### Tennessee EDI Testing Feedback Request List R3.1

Please click on the following link for the TNBWC Claims Release 3.1 Test Feedback Request List

-  [TNBWC Claims Release 3.1 Test Feedback Request List \(2-26-2020\).xlsx](#)



## Tennessee Bureau of Workers' Compensation (TNBWC) Master FEIN and Postal Code for EDI Claims R3.1 Reporting

**Master FEIN: 626001445**

**Master Postal Code: 372430661**

For the FROI (148) and SROI (A49) Header (HD1) Record:

- Trading Partners should populate the Sender ID-DN0098 with the Trading Partner's FEIN and Postal Code established per the Trading Partner Registration.
- Trading Partners should populate the Receiver ID-DN0099 with the TNBWC's Master FEIN: 626001445 and Master Postal Code: 372430661.

For the Acknowledgment (AKC) Header (HD1) Record:

- TNBWC will populate Sender ID-DN0098 with the TNBWC's Master FEIN: 626001445 and Master Postal Code: 372430661.
- TNBWC will populate Receiver ID-DN0099 with the Trading Partner's FEIN and Postal Code established per the Trading Partner Registration.



EDI Resources

Contact us for help

EDI Requirements

Implementation Guide

Implementation Info

Training Information

FAQ

Web Links






EDI Vendors

Trading Partner Profile

Trading Partner Registration

Registration Instructions

## News and Updates

DESCRIPTION	DATE POSTED
 TNBWC EDI Claims Release 3.1 Trading Partner Readiness Webinar March 25, 2020 – 2:00 PM ET	3/10/2020
 TNBWC EDI Claims Release 3.1 Test Plan and Implementation Schedule Now Available!	2/28/2020
 TNBWC EDI Claims Release 1: Change to 2020 SROI AN Reporting Period	2/26/2020
 TNBWC EDI Claims Release 3.1 v1.1 Requirements, Implementation Guide and Trading Partner Registration are Now Available	2/20/2020
 New TNBWC EDI Claims Release 3.1 Website and TNBWC EDI Claims Release 3.1 Requirements are Now Available	7/30/2019

EDI Resources

Contact us for help

EDI Requirements

Implementation Guide

Implementation Info

Training Information

FAQ

Web Links

EDI Vendors



## About ISO

Tennessee Bureau of Workers' Compensation (TNBWC) has selected ISO's Workers Compensation Standards division to help implement our FROI and SROI EDI Reporting. In addition to managing the technical aspects of data submittal, ISO will be your main contact for implementation, technical requirements, and any questions you may have.

Trading Partner Profile

Trading Partner Registration

Registration Instructions



# **TNBWC EDI R3.1 REQUIREMENTS OVERVIEW**

# EDI Claim Requirements Overview

Trading Partners should have an understanding of:

- What data format should be used?
- What EDI reports should be filed and when?
- What data is needed on the EDI reports?
- What edits will be applied to the EDI data?
- How Tennessee communicates the status of EDI reports?
- What are the options for EDI submissions?

# What data format should be used?

Tennessee currently requires First Reports of Injury (FROI) and Subsequent Reports of Injury (SROI) in the IAIABC EDI Claims Release 1.0 standard.

They will transition EDI reporting for FROIs and SROIs, to using the IAIABC EDI Claims Release 3.1 standard.



# What EDI reports should be filed and when?

## Tennessee Event Table:

- Comprised of:
  - Tennessee Event Table Change Log
  - Form to MTC Crosswalk
  - FROI Event Table
  - SROI Event Table
  - SROI Periodic Event Table
- Defines the circumstances under which the claim information must be sent
- Sets the timeframes for sending the information
- Based on legislative mandates

# Form to MTC Crosswalk

Tennessee sample of Form to MTC Crosswalk illustrates

- the MTC EDI equivalent of previously filed forms
- if the MTC will be accepted electronically

First Report of Injury (FROI - 148 & R21) and Subsequent Report of Injury (SROI A49 & R22) Refer to Systems Rules - Transmissions							
Report Type	Paper Equivalent Form(s)	Comments	MTC	MTC Description	MTC Definition	Will this report be accepted electronically? (Yes/No)	
FROI	C-20		00	Original	The original/initial first report transmitted between partners, including the re-transmission of a first report that was rejected due to a critical error.	Yes	
FROI			01	Cancel Entire Claim	The original first report was sent in error.	Yes	
FROI			02	Change	The claim administrator initiates a Change MTC when it identifies a change in a data element designated on the Element Requirement Table. Example FROI 02 Change Report Trigger-Trigger Value: J = Jurisdiction Defined. When the Claim Administrator has knowledge that the information associated with one or more of the data elements marked with a Y or FY in the FROI MTC 02 column of the Element Requirement Table has changed.  For Report Trigger Criteria: J = Jurisdiction Defined: A Jurisdiction should communicate when a 02 Change is not required if X amount of time has passed since the latest SX, 04, or FN.	Yes	
FROI	C-23		04	Denial	The entire claim is being denied. E.g: Concurrently reporting a new claim while denying it in its entirety.	Yes	
FROI	C-23		04	Denial	The entire claim is being denied. E.g: Denying a previously reported claim in its entirety if a previous FROI has been filed, but no SROI reported.	Yes	
FROI			AQ	Acquired Claim	Minimal data sent to report that a new claim administrator has acquired the claim.	Yes	
FROI			AU	Acquired/ Unallocated	The equivalent of an initial first report (MTC 00) filed by a new claim administrator in response to an AQ transaction that has been rejected because of no claim match on database or when an AU is sent in lieu of an AQ based on the Jurisdiction's Event Table.	Yes	
FROI			CO	Correction	Corrected data element values are transmitted in response to an acknowledgment containing non-critical errors.	No	

# What EDI reports should be filed and when?

## Event Table: FROI Tab

Example of First Report of Injury

Reporting Requirements

Maintenance Type Code (MTC) 00 - Original

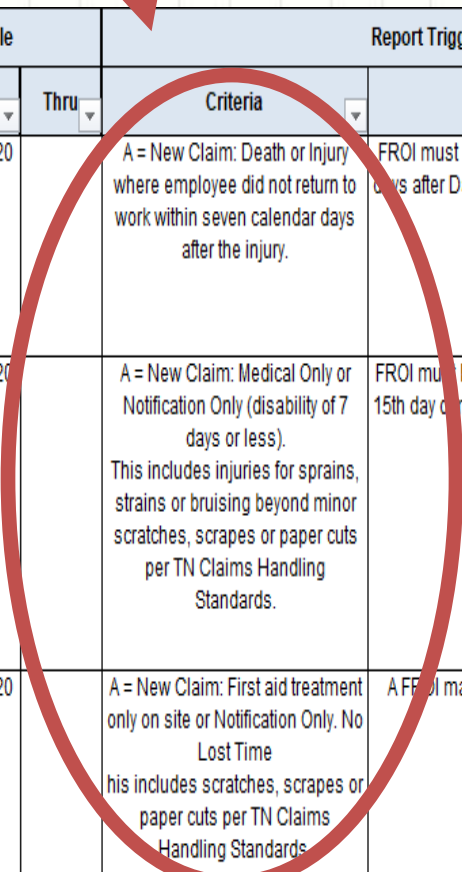
# What EDI reports should be filed and when?

**FROI Event Table:** Maintenance Type and Event Rule  
 Tennessee requires the submission of a *FROI 00 Original*  
 Effective 9/1/2020

Release	Report Type	Maintenance Type		Event Rule			Report Trigger		When is the Report Due?			Statute	Paper Form(s)	Receiver
		Code	Description	Criteria	From	Thru	Criteria	Trigger Value	Value	Due Type	From			
3.1	FROI	00	Original	2 = EDI Mandate Date	9-01-2020		A = New Claim: Death or Injury where employee did not return to work within seven calendar days after the injury.	FROI must be accepted no later than 14 calendar days after Date Employer Had Knowledge of Injury.	14 days	C	C = After Date Employer Had Knowledge of Injury	0800-02-14-.04 (4)(b) TN Claims Handling Standards	Not required	
3.1	FROI	00	Original	2 = EDI Mandate Date	9-01-2020		A = New Claim: Medical Only or Notification Only (disability of 7 days or less). This includes injuries for sprains, strains or bruising beyond minor scratches, scrapes or paper cuts per TN Claims Handling Standards.	FROI must be accepted no later than 'on or before 15th day of month following month in which date of injury occurred'.	on or before 15th day of month following month in which date of injury occurred.	N/A	J = on or before 15th day of month following month in which date of injury occurred.	0800-02-14-.04 (4)(a)(c) TN Claims Handling Standards	Not required	
3.1	FROI	00	Original	2 = EDI Mandate Date	9-01-2020		A = New Claim: First aid treatment only on site or Notification Only. No Lost Time his includes scratches, scrapes or paper cuts per TN Claims Handling Standards.	A FROI may be filed for these claims, but is not required.	N/A	N/A	N/A	0800-02-14-.04 (4)(c) TN Claims Handling Standards	Not required	

# What EDI reports should be filed and when?

## FROI Event Table: Criteria



Release	Report Type	Maintenance Type		Event Rule			Report Trigger		When is the Report Due?			Statute	Paper Form(s)
		Code	Description	Criteria	From	Thru	Criteria	Trigger Value	Value	Due Type	From		
3.1	FROI	00	Original	2 = EDI Mandate Date	9-01-2020		A = New Claim: Death or Injury where employee did not return to work within seven calendar days after the injury.	FROI must be accepted no later than 14 calendar days after Date Employer Had Knowledge of Injury.	14 days	C	C = After Date Employer Had Knowledge of Injury	0800-02-14-.04 (4)(b) TN Claims Handling Standards	Not required
3.1	FROI	00	Original	2 = EDI Mandate Date	9-01-2020		A = New Claim: Medical Only or Notification Only (disability of 7 days or less). This includes injuries for sprains, strains or bruising beyond minor scratches, scrapes or paper cuts per TN Claims Handling Standards.	FROI must be accepted no later than 'on or before 15th day of month following month in which date of injury occurred'.	on or before 15th day of month following month in which date of injury occurred.	N/A	J = on or before 15th day of month following month in which date of injury occurred.	0800-02-14-.04 (4)(a)(c) TN Claims Handling Standards	Not required
3.1	FROI	00	Original	2 = EDI Mandate Date	9-01-2020		A = New Claim: First aid treatment only on site or Notification Only. No Lost Time This includes scratches, scrapes or paper cuts per TN Claims Handling Standards.	A FROI may be filed for these claims, but is not required.	N/A	N/A	N/A	0800-02-14-.04 (4)(c) TN Claims Handling Standards	Not required



# What EDI reports should be filed and when?

## FROI Event Table:

The FROI is due no later than 14 calendar days after Date of Employer Had Knowledge of Injury (DN0040).

Release	Report Type	Maintenance Type		Event Rule			Report Trigger			When is the Report Due?		Statute	Paper Form(s)
		Code	Description	Criteria	From	Thru	Criteria	Trigger Value	Value	Due Type	From		
3.1	FROI	00	Original	2 = EDI Mandate Date	9-01-2020		A = New Claim: Death or Injury where employee did not return to work within seven calendar days after the injury.	FROI must be accepted no later than 14 calendar days after Date Employer Had Knowledge of Injury.	14 days	C	C = After Date Employer Had Knowledge of Injury	0800-02-14-.04 (4)(b) TN Claims Handling Standards	Not required
3.1	FROI	00	Original	2 = EDI Mandate Date	9-01-2020		A = New Claim: Medical Only or Notification Only (disability of 7 days or less). This includes injuries for sprains, strains or bruising beyond minor scratches, scrapes or paper cuts per TN Claims Handling Standards.	FROI must be accepted no later than 'on or before 15th day of month following month in which date of injury occurred'.	on or before 15th day of month following month in which date of injury occurred.	N/A	J = on or before 15th day of month following month in which date of injury occurred.	0800-02-14-.04 (4)(a)(c) TN Claims Handling Standards	Not required
3.1	FROI	00	Original	2 = EDI Mandate Date	9-01-2020		A = New Claim: First aid treatment only on site or Notification Only. No Lost Time this includes scratches, scrapes or paper cuts per TN Claims Handling Standards.	A FROI may be filed for these claims, but is not required.	N/A	N/A	N/A	0800-02-14-.04 (4)(c) TN Claims Handling Standards	Not required

# FROI & SROI 02 Events

Trigger Criteria Codes were added to clarify 02 Change reporting timelines:

Timeline is described. 02 change is due when data described on their Element Requirement table changes. TNBWC does not require a SROI 02 after the last accepted FN (Final).

Release	Report Type	Maintenance Type		Suspension	Event Rule			Report Trigger		When is the Report Due?		
		Code	Description		Reason Code	Criteria	From	Thru	Criteria	Trigger Value	Value	Due Type
3.1	SROI	02	Change	NA	2 = EDI Mandate Date	9-01-2020		R = 02 Change timeline: SROI 02 is due when a <i>reportable change</i> * occurs on the Claim Administrator's database until Report <i>Trigger Value</i> is reached.	B = 0 days after last accepted FN. Aka: No 02 after the FN	Immediate	N/A	H = Immediate

# FROI 04 Event

**Tennessee** requires a FROI 04 to be reported when

- a new claim is denied in its entirety (W1). No Medical or Indemnity Payments have been made.  
OR
- when the entire claim is denied after a previously accepted FROI (no SROI) (W2)

Release	Report Type	Maintenance Type		Event Rule			Report Trigger	
		Code	Description	Criteria	From	Thru	Criteria	Trigger Value
3.1	FROI	04	Denial	2 = EDI Mandate Date	9-01-2020		W1= New Denied Claim: Includes all reports, Lost Time, Medical Only, Alleged, etc.	New Claim is being denied, no medical or indemnity payments have been made.
3.1	FROI	04	Denial	2 = EDI Mandate Date	9-01-2020		W2 = Deny entire claim after previously accepted FROI (no SROI)	Claim is being denied after previously accepted FROI (no SROI yet, so no indemnity or medical payment has been made)

# FROI UR Event for Legacy Claims

Amy has previously covered what Tennessee considers a legacy claim, and the reporting of a FROI or SROI UR. The details she covered can be found here in the Event Table.

Release	Report Type	Maintenance Type		Event Rule			Report Trigger		When is the Report Due?		
		Code	Description	Criteria	From	Thru	Criteria	Trigger Value	Value	Due Type	From
3.1	FROI	UR	Update Report	2 = EDI Mandate Date	9-01-2020		J = Jurisdiction Defined	<p>For a FROI UR, a Legacy claim is any indemnity or medical claim that is open and previously reported in R1 for which the Date Claim Admin Had Knowledge of Injury is &lt; 9/01/2020</p> <p>The FROI UR is required prior to submitting any SROI in R3.1 for ONLY Open or Re-opened Legacy claims.</p> <p>The FROI UR is intended to match a claim previously reported and to set the picture for R3.1 reporting.</p> <p>If a FROI R1 MTC was required and was not properly filed with TNBWC, a Legacy Claim would not have been created for which to match to a FROI UR.</p> <p>If a FROI R1 MTC was required and was not properly filed with TNBWC, then the applicable FROI 00, 04 or AU should be sent instead of a FROI UR.</p> <p>Note: TNBWC expects the FROI UR report submissions to be completed by 11/02/2020 for these claims. If a claim re-opens after 11/02/2020, then the same Report Trigger shown above should be followed.</p>	N/A	N/A	H = Immediate 9/01/20

# What EDI reports should be filed and when?

## Event Table – SROI Tab

Example of a Subsequent Report of Injury  
Reporting Requirements

MTC IP – Initial Payment



# What EDI reports should be filed and when?

## SROI Event Table:

Tennessee requires the submission of a

*SROI IP - Initial Payment*

Effective 9-01-2020

Release	Report Type	Maintenance Type		Suspension Reason Code	Event Rule		
		Code	Description		Criteria	From	Through
3.1	SROI	IP	Initial Payment	NA	2 = EDI Mandate Date	9-01-2020	

# What EDI reports should be filed and when?

## SROI Event Table:

SROI IP Initial Payment Report Trigger Value indicates that a report should be sent when the Claim Administrator has issued the initial payment of an indemnity benefit other than a lump sum payment/settlement.

The report is due within 5 business days following the initial payment of benefits.

Report Trigger		When is the Report Due?		
Criteria	Trigger Value	Value	Due Type	From
M = MTC Defined	Claim administrator has issued the initial payment of an indemnity benefit other than a lump sum payment/settlement.	<= 5 days	B - Business Days	Within 5 days following initial payment of workers' compensation indemnity benefits. (Payment Issue Date of IP Check)

# What EDI reports should be filed and when?

SROI FN Final - Report Trigger Value indicates that an FN report should be sent when the claim is closed, for a claim which indemnity OR medical benefits have been paid, and no further indemnity or medical payments are anticipated.

The FN is due 30 calendar days after claim closure if any Indemnity or Medical Benefits have been paid.

Report Trigger		When is the Report Due?		
Criteria	Trigger Value	Value	Due Type	From
N = Cumulative Indemnity \$ Paid B = Cumulative Medical \$ Paid M = MTC Defined	<p>Claim closed, no further indemnity or medical payments anticipated</p> <p>TNBWC will Close any FROI with Claim Type N: Notification Only or any FROI 04, after 21 calendar days from the receipt of an accepted FROI, and no FN will be due,            TNBWC will also Close any claim after a SROI SX with DN0418 - Suspension Reason Code - Full - S8 (Jurisdiction Change) has been accepted. No FN will be required.            if any indemnity or medical payments are made after a Claim Type N or FROI 04, the claim will reopen and an FN will be due.</p> <p>TNWCB will accept another FN after an FN if additional medical has been paid. If additional indemnity is paid after an FN is filed, the appropriate MTC should be filed to report the indemnity, if the Benefit Period Through Date will advance.</p>	<= 30 days	C = Calendar Days	J-Report Trigger:

# What EDI reports should be filed and when?

## After a SROI FN transaction

Tennessee wants to continue to receive a SROI FN only if additional medical has been paid. If additional indemnity is paid after an FN is filed, the appropriate MTC should be filed to report the indemnity if the Benefit Period Through Date (DN0089) will advance.

Report Trigger		When is the Report Due?		
Criteria	Trigger Value	Value	Due Type	From
N = Cumulative Indemnity \$ Paid B = Cumulative Medical \$ Paid M = MTC Defined	Claim closed, no further indemnity or medical payments anticipated  TNBWC will Close any FROI with Claim Type N: Notification Only or any FROI 04, after 21 calendar days from the receipt of an accepted FROI, and no FN will be due,  TNBWC will also Close any claim after a SROI SX with DN0418 - Suspension Reason Code - Full - S8 (Jurisdiction Change) has been accepted. No FN will be required.  if any indemnity or medical payments are made after a Claim Type N or FROI 04, the claim will reopen and an FN will be due.  <b>TNWCB will accept another FN after an FN if additional medical has been paid. If additional indemnity is paid after an FN is filed, the appropriate MTC should be filed to report the indemnity, if the Benefit Period Through Date will advance.</b>	<= 30 days	C = Calendar Days	J-Report Trigger:

# What EDI reports should be filed and when?

## SROI Periodic Event Table

Example of a Subsequent Report of Injury

MTC QT – Quarterly report requirement.



# What EDI reports should be filed and when?

## SROI Periodic Event Table:

Tennessee requires the submission of a *SROI QT - Quarterly Report*

Effective 9-01-2020

Release	Report Type	Maintenance Type		Event Rule		
		Code	Description	Criteria	From	Thru
3.1	SROI	QT	Quarterly	2 = EDI Mandate Date	9-01-2020	

# What EDI reports should be filed and when?

## SROI Periodic Event Table:

Tennessee's Report Trigger value requires the submission of a *SROI QT – Quarterly Report* for ongoing, open claims (claims that are open as of the time of the report trigger) where indemnity **and/or** medical benefits have been paid.

Report Trigger		Statute	Periodic Qualifiers	
Criteria	Trigger Value		Status	Activity
M - MTC Defined	<p>For Ongoing Open Claims Claim status = Open</p> <p>Note: TNBWC will Close any FROI with Claim Type N: Notification Only or any FROI 04, after 21 calendar days from the receipt of an accepted FROI, and no QT will be due,</p> <p>TNBWC will also Close any claim after a SROI SX with DN0418 - Suspension Reason Code - Full - S8 (Jurisdiction Change) has been accepted. No QT will be required.</p> <p>if any indemnity or medical payments are made after a Claim Type N or FROI 04, the claim will reopen and a QT will be due at the appropriate time.</p>	0800-02-14-.05 (5) TN Claims Handling Standards and TCA 50-6-134	1 = Open (If claim is open at time of Report Trigger)	5 = Either indemnity or medical

# 2020 SROI ANs for R1.0

- Effective the EDI Claims Release 3.1 Mandate Date - September 1, 2020, Tennessee will no longer accept SROI ANs. Tennessee requires the submission of a SROI QT - Quarterly Report in EDI Claims Release 3.1
- To facilitate this change, the filing period for Tennessee SROI ANs due this year will begin on July 1, 2020 and will end at 5 p.m. CST on August 28, 2020
- SROI ANs filed after the expiration of the filing period will not be accepted. Trading Partners are reminded that a SROI AN is not considered "filed" until it has been accepted by the Bureau
- SROI AN filings that are rejected by the bureau are not considered "accepted" and instead are considered "unfiled."

# What EDI reports should be filed and when?

## SROI Periodic Event Table:

A SROI QT is due every 3 months from anniversary of the Date of Injury, until the case is closed.

Periodic Report Due		
Value <input type="text"/>	Due Type <input type="text"/>	From <input type="text"/>
every 3 months from anniversary of date of injury.	NA	J = Every 3 months from anniversary of the date of injury, until the case is closed.

# What data is needed on the EDI reports?

## **Tennessee Element Requirement Table:**

The Element Requirement Table indicates the data that is needed on the EDI reports.

It defines each Data Element requirement for each transaction (FROI or SROI) at the Maintenance Type Code (MTC) level.



# What data is needed on the EDI reports?

**Changing from R1 to R3.1 brings with it new requirements. All requirements are noted in the Element Requirement Table; however, we would like to draw your attention to some of them:**

TNBWC will be accepting all of the following Employee ID options on the FROI and SROI in R3.1:

- Employee SSN (DN0042)
- Employee Employment Visa (DN0152)
- Employee Green Card (DN0153)
- Employee ID Assigned By Jurisdiction (DN0154)
- Employee Passport Number (DN0156)
- Employee Individual Taxpayer Identification Number (ITIN) (DN0437)

# What data is needed on the EDI reports?

When any initiating FROI is accepted (FROI 00, 04, AU, UR), Tennessee will assign an Employee Security ID (DN0206) and return it on the acknowledgement.

All subsequent FROI and SROI transactions must be sent using the Employee Security ID instead of one of the following Employee ID's sent on the initial FROI:

- Employee SSN (DN0042)
- Employee Employment Visa (DN0152)
- Employee Green Card (DN0153)
- Employee ID Assigned By Jurisdiction (DN0154)
- Employee Passport Number (DN0156)
- Employee Individual Taxpayer Identification Number (DN0437)

# What data is needed on the EDI reports?

On the rare occasion that two different Employee Security ID's were assigned to what Tennessee discovered was the same person, Tennessee will reach out to the claim administrator and advise which Employee Security ID should be used, and the claim administrator should send a FROI 02 to Update the Employee Security ID.

Tennessee will validate that the new "changed" Employee Security ID on the FROI 02 is correct. If the changed Employee Security ID does not match Tennessee's records, it will reject.

# What data is needed on the EDI reports?

Employee Last Name (DN0043)

Please remember that in R3.1, the Employee Last Name Suffix must be sent in a separate field (DN0255) and can not be sent as part of the Employee Last Name, as it was in R1.

Please be sure you have handled this data migration for legacy claims after the last R1 file has been sent to TNBWC.

Employee Last Names sent containing a suffix will reject.

# What data is needed on the EDI reports?

Employee First Name (DN0044) &

Employee Last Name (DN0043)

Tennessee will be validating the Employee First and Last Name sent on the transaction against their database, and if the name does not match, you will receive a TR with the Error Text:

EE ID FName (or LName) doesn't match Juris database  
Contact TN

The Edit Matrix indicates you should contact

[tnbwc.edi@tn.gov](mailto:tnbwc.edi@tn.gov) to resolve the name discrepancy. The TNBWC EDI Support Team will not be able to assist with resolving name match errors.



# What data is needed on the EDI reports?

The Element Requirement Table contains 10 worksheets:

- Tennessee Change Log
- FROI Element Requirements
- FROI 02 Exceptions
- FROI Conditions
- Legacy Claim Definition
- SROI Element Requirements
- SROI 02 Exceptions
- SROI Conditions
- Event Benefit Segment Requirements
- Event Benefit Conditions

# What data is needed on the EDI reports?

Each MTC and Data Element has a Requirement Code assigned. Requirement Codes express Tennessee's requirement severity by data element and report type (FROI or SROI MTCs).

## Legend for Requirement Code (Description) = resulting Application Acknowledgment Code

Requirement Code	Result of Failed Element Requirement Edit
F (Fatal)	TR (Transaction Rejected)
M (Mandatory)	TR (Transaction Rejected)
MC (Mandatory/Conditional)	TR (Transaction Rejected)
E (Expected)	TE (Transaction Accepted with Errors)
EC (Expected/Conditional)	TE (Transaction Accepted with Errors)
AA (If Applicable/Available Transaction Accepted)	TA (Transaction Accepted)
AE (If Applicable/Available Transaction Accepted with Errors)	TE (Transaction Accepted with Errors)
AR (If Applicable/Available Transaction Rejected)	TR (Transaction Rejected)
NA (Not Applicable)	TA (No error messages may be applied)
X (Exclude)	TA (No error messages may be applied)
For Benefit Segment Data Element Requirement Table	
R (Restricted)	TR (Transaction Rejected)
RC (Restricted/Conditional)	TR (Transaction Rejected)

# What data is needed on the EDI reports?

## FROI Element Requirement Table (ERT):

Each MTC and Data Element has a Requirement Code assigned. This example shows F: Fatal and M: Mandatory on specific MTCs. Both will cause the transactions to be rejected if the data elements are missing or invalid.

On FROI, SROI, Both	REC	DN#	DATA ELEMENT NAME	FORMAT	Migration Consideration	Match Data	00	01	02				04	AQ	AU	UR - Update Report	
									Reportable Change								
									02 Requirement Code	A (Add)	U (Update)	D (Delete)	R (Remove)				
Both	148	0001	Transaction Set ID	3 A/N	NI		F	F	F	B	B	B	B	F	F	F	F
Both	148	0002	Maintenance Type Code	2 A/N	NI		F	F	F	B	B	B	B	F	F	F	F
Both	148	0003	Maintenance Type Code Date	DATE	NI		F	F	F	B	B	B	B	F	F	F	F
Both	148	0004	Jurisdiction Code	2 A/N	NI		F	F	F	B	B	B	B	F	F	F	F
Both	148	0005	Jurisdiction Claim Number	25 A/N	NI	Y	mc	m	NA	B	N	B	B	mc	AR	AR	m
Both	148	0006	Insurer FEIN	9 A/N	NI	Y	m	m	m	N	K	B	N	m	m	m	m
FROI	148	0012	Claim Administrator City	15 A/N	NI		M	NA	MC	N	Y	B	N	M	M	M	M
FROI	148	0013	Claim Administrator State Code	2 A/N	NI		MC	NA	MC	N	Y	B	N	MC	MC	MC	MC
Both	148	0014	Claim Administrator Postal Code (TNBWC uses Mailing)	9 A/N	NI		M	NA	MC	N	K	B	N	M	M	M	M
Both	148	0015	Claim Administrator Claim Number (Key Match)	25 A/N	NI		F	F	F	B	K	B	B	F	F	F	F
Both	148	0016	Employer FEIN	9 A/N	NI		M	NA	MC	N	K	B	N	MC	M	M	M

# What data is needed on the EDI reports?

## FROI ERT:

This example shows Requirement Code 'AR' (If Applicable/Available Transaction Rejected) for several data elements for MTC AQ (Acquired Unallocated) and UR (Update Report). If data is sent for a DN defined as 'AR' and it fails edits, the acknowledgment will include an error and the report will be rejected.

On FROI, SROI, Both	REC	DN#	DATA ELEMENT NAME	FORMAT			00	01	02				04	AQ	AU	UR - Update Report	
									Reportable Change								
					Migration Consideration	Match Data			02 Requirement Code	A (Add)	U (Update)	D (Delete)	R (Remove)				
Both	148	0015	Claim Administrator Claim Number (Key Match)	25 A/N	NI		F	F	F	B	K	B	B	F	F	F	
Both	148	0016	Employer FEIN	9 A/N	NI		M	NA	MC	N	K	B	N	MC	M	M	
FROI	148	0021	Employer Physical City	15 A/N	NI		M	NA	MC	Y	Y	B	N	M	AR	M	AR
FROI	148	0022	Employer Physical State Code	2 A/N	NI		M	NA	MC	Y	Y	B	N	M	AR	M	AR
Both	148	0023	Employer Physical Postal Code	9 A/N	NI		M	NA	MC	K	K	B	N	M	AR	M	AR
FROI	148	0025	Industry Code (TNBWC will accept NAICS at 5 or 6 digit level but would prefer 6) 2017 or 2012 codes are accepted.	6 A/N	NI		M	NA	MC	Y	Y	B	N	M	AR	M	AR
FROI	148	0027	Insured Location Identifier	15 A/N	NI		NA	NA	NA	N	N	B	N	NA	NA	NA	NA
FROI	148	0028	Policy Number Identifier	18 A/N	NI		MC	NA	MC	Y	Y	B	Y	MC	NA	MC	MC
FROI	148	0029	Policy Effective Date	DATE	NI		MC	NA	MC	Y	Y	B	Y	MC	NA	MC	MC
FROI	148	0030	Policy Expiration Date	DATE	NI		MC	NA	MC	Y	Y	B	Y	MC	NA	MC	MC
Both	148	0031	Date of Injury	DATE	NI	Y	m	m	m	B	K	B	B	m	m	m	m

# What data is needed on the EDI reports?

## Element Requirement Table:

This example shows several DN's with a Requirement Code NA (Not Applicable) for MTC 01 'Cancel Entire Claim'. If the data is sent for a DN defined as NA, no error will be returned if the data is invalid.

On FROI, SROI, Both	REC	DN#	DATA ELEMENT NAME	FORMAT	Migration Consideration	Match Data	00	01	02				04	AQ	AU	UR - Update Report	
									Reportable Change								
								02 Requirement Code	A (Add)	U (Update)	D (Delete)	R (Remove)					
Both	148	0015	Claim Administrator Claim Number (Key Match)	25 A/N	NI		F	F	F	B	K	B	B	F	F	F	F
Both	148	0016	Employer FEIN	9 A/N	NI		M	NA	MC	N	K	B	N	MC	M	M	M
FROI	148	0021	Employer Physical City	15 A/N	NI		M	NA	MC	Y	Y	B	N	M	AR	M	AR
FROI	148	0022	Employer Physical State Code	2 A/N	NI		M	NA	MC	Y	Y	B	N	M	AR	M	AR
Both	148	0023	Employer Physical Postal Code	9 A/N	NI		M	NA	MC	K	K	B	N	M	AR	M	AR
FROI	148	0025	Industry Code (TNBWC will accept NAICS at 5 or 6 digit level but would prefer 6) 2017 or 2012 codes are accepted.	6 A/N	NI		M	NA	MC	Y	Y	B	N	M	AR	M	AR
FROI	148	0027	Insured Location Identifier	15 A/N	NI		NA	NA	NA	N	N	B	N	NA	NA	NA	NA
FROI	148	0028	Policy Number Identifier	18 A/N	NI		MC	NA	MC	Y	Y	B	Y	MC	NA	MC	MC
FROI	148	0029	Policy Effective Date	DATE	NI		MC	NA	MC	Y	Y	B	Y	MC	NA	MC	MC
FROI	148	0030	Policy Expiration Date	DATE	NI		MC	NA	MC	Y	Y	B	Y	MC	NA	MC	MC
Both	148	0031	Date of Injury	DATE	NI	Y	m	m	m	B	K	B	B	m	m	m	m

# What data is needed on the EDI reports?

## Element Requirement – Conditions:

Certain data elements have *Conditions* that make them mandatory if the condition exists. These are indicated with the *MC* requirement code such as DN0016 Employer FEIN for MTC 04 Denial.

On FROI, SROI, Both	REC	DN#	DATA ELEMENT NAME	FORMAT	Migration Consideration	Match Data	00	01	02				04	AQ	AU	UR - Update Report
									02 Requirement Code	A (Add)	U (Update)	D (Delete)				
									Reportable Change							
Both	148	0015	Claim Administrator Claim Number (Key Match)	25 A/N	NI		F	F	F	B	K	B	B	F	F	F
Both	148	0016	Employer FEIN	9 A/N	NI		M	NA	MC	N	K	B	N	MC	M	M
FROI	148	0021	Employer Physical City	15 A/N	NI		M	NA	MC	Y	Y	B	N	M	AR	M
FROI	148	0022	Employer Physical State Code	2 A/N	NI		M	NA	MC	Y	Y	B	N	M	AR	M
Both	148	0023	Employer Physical Postal Code	9 A/N	NI		M	NA	MC	K	K	B	N	M	AR	M
FROI	148	0025	Industry Code (TNBWC will accept NAICS at 5 or 6 digit level but would prefer 6) 2017 or 2012 codes are accepted.	6 A/N	NI		M	NA	MC	Y	Y	B	N	M	AR	M
FROI	148	0027	Insured Location Identifier	15 A/N	NI		NA	NA	NA	N	N	B	N	NA	NA	NA
FROI	148	0028	Policy Number Identifier	18 A/N	NI		MC	NA	MC	Y	Y	B	Y	MC	NA	MC
FROI	148	0029	Policy Effective Date	DATE	NI		MC	NA	MC	Y	Y	B	Y	MC	NA	MC
FROI	148	0030	Policy Expiration Date	DATE	NI		MC	NA	MC	Y	Y	B	Y	MC	NA	MC
Both	148	0031	Date of Injury	DATE	NI	Y	m	m	m	B	K	B	B	m	m	m



# What data is needed on the EDI reports?

*Conditions* are defined on a separate table:

- Conditional Requirement Code
- Data Element
- Business Condition(s)
- Technical Condition(s)

Req Cod	MTC	DN#	DATA ELEMENT NAME	BUSINESS CONDITION(S)	TECHNICAL CONDITION(S)
MC	04	0016	Employer FEIN	Required for FROI MTC 04 Denial, unless Full Denial Reason Code (DN0198) = 3E (No Coverage - No policy in effect on the date of accident) or 3D (No Coverage - No jurisdiction).	Required for FROI MTC 04 Denial, unless Full Denial Reason Code (DN0198) = 3E or 3D.

# What data is needed on the EDI reports?

## Element Requirement – 02 Changes:

Claim Administrators must identify the applicable Change Reason Code (Add, Update, Delete or Remove), in the Change variable segment, and they must identify the Change Data Element/Segment Number of the data that is changing.

If the data that is changing is IN a variable segment, you will send the Variable Segment Counter data number (DN). These are the “Number Of” Data elements. If the data that is changing is NOT in a variable segment, you will send the DN data number for the data element that is changing.

<i>On FROI, SROI, Both</i>	REC	DN#	DATA ELEMENT NAME	FORMAT		00	01	02				04	AQ	AU	UR - Update Report	
					Migration Consideration				Reportable Change							
					Match Data				02 Requirement Code	A (Add)	U (Update)	D (Delete)	R (Remove)			
Both	R21	0412	Change Data Element/Segment Number	4 A/N	NI	X	X	M	B	B	B	B	X	X	X76	X
Both	R21	0413	Change Reason Code	1 A/N	NI	X	X	M	B	B	B	B	X	X	X	X

# What data is needed on the EDI reports?

## Element Requirement – 02 Changes:

Here is an example of a completed SROI Change Data variable segment from the IAIABC, with 6 changes noted. Five (5) of the data elements are being added and one (1) is being Updated. The Update is to the “Benefits” segment, so the DN number sent in the Change segment is for the Number of Benefits (DN0288).

	<i>Change Data Elements</i>		6 occurrences
0412	Change Data Element/Segment Number	0201	Anticipated Wage Loss Indicator
0413	Change Reason Code	A	Add
0412	Change Data Element/Segment Number	0068	Initial Return to Work Date
0413	Change Reason Code	A	Add
0412	Change Data Element/Segment Number	0403	Initial RTW Type Code
0413	Change Reason Code	A	Add
0412	Change Data Element/Segment Number	0404	Initial RTW Physical Restrictions Indicator
0413	Change Reason Code	A	Add
0412	Change Data Element/Segment Number	0405	Initial RTW With Same Employer
0413	Change Reason Code	A	Add
0412	Change Data Element/Segment Number	0288	Number of Benefits
0413	Change Reason Code	U	Update

# What data is needed on the EDI reports?

## Element Requirement – 02 Changes:

A jurisdiction must identify if they want, or do not want, an 02 Change sent for each applicable Change Reason Code - Add, Update, Delete or Remove, for every data element on both the FROI and SROI. The way they express those requirements is by using Reportable Change Codes, to identify when to send an MTC 02 Change, and on what transaction, FROI or SROI.

On FROI, SROI, Both	REC	DN#	DATA ELEMENT NAME	FORMAT	Migration Consideration	Match Data	00	01	02				04	AQ	AU	UR - Update Report	
									02 Requirement Code	A (Add)	U (Update)	D (Delete)					R (Remove)
									Reportable Change								
									A (Add)	U (Update)	D (Delete)	R (Remove)					
Both	148	0015	Claim Administrator Claim Number (Key Match)	25 A/N	NI		F	F	F	B	K	B	B	F	F	F	F
Both	148	0016	Employer FEIN	9 A/N	NI		M	NA	MC	N	K	B	N	MC	M	M	M
FROI	148	0021	Employer Physical City	15 A/N	NI		M	NA	MC	Y	Y	B	N	M	AR	M	AR
FROI	148	0022	Employer Physical State Code	2 A/N	NI		M	NA	MC	Y	Y	B	N	M	AR	M	AR
Both	148	0023	Employer Physical Postal Code	9 A/N	NI		M	NA	MC	K	K	B	N	M	AR	M	AR
FROI	148	0025	Industry Code (TNBWC will accept NAICS at 5 or 6 digit level but would prefer 6) 2017 or 2012 codes are accepted.	6 A/N	NI		M	NA	MC	Y	Y	B	N	M	AR	M	AR
FROI	148	0027	Insured Location Identifier	15 A/N	NI		NA	NA	NA	N	N	B	N	NA	NA	NA	NA
FROI	148	0028	Policy Number Identifier	18 A/N	NI		MC	NA	MC	Y	Y	B	Y	MC	NA	MC	MC
FROI	148	0029	Policy Effective Date	DATE	NI		MC	NA	MC	Y	Y	B	Y	MC	NA	MC	MC
FROI	148	0030	Policy Expiration Date	DATE	NI		MC	NA	MC	Y	Y	B	Y	MC	NA	MC	MC
Both	148	0031	Date of Injury	DATE	NI	Y	m	m	m	B	K	B	B	m	m	m	m

# What data is needed on the EDI reports?

REPORTABLE CHANGE CODES are as follows, some of which may not be utilized on the Tennessee tables:

**Reportable Change Codes: Used in MTC 02 Reportable Change columns labeled A (Add) , U, (Update), R (Remove) and D (Delete)**

**Note: See IAIABC Release 3.1 Guide 02 Change Processing Rules in Section 4 for the full definitions.**

B: Restricted - IAIABC Defined No Change Allowed

N: No Change Allowed - Will Reject if Present

H: No Change Required - Will Not Reject if Present

K: Required Change on FROI

KG: Required Change on FROI with Exception

Y: Required Change on FROI or on SROI not both

YG: Required Change on FROI or on SROI not both with Exception

I: Required Change on Either FROI or SROI not both – Claim Administrator Determines

IG: Required Change on Either FROI or SROI not both with Exception – Claim Administrator Determines

J: Required Change by Transaction Type - Change on SROI if Accepted otherwise Change on FROI

JG: Required Change by Transaction Type with Exception - Change on SROI if Accepted otherwise Change on FROI

Note: For Y, YG, J, JG, K and KG: Refer to the first column 'On FROI, SROI or Both' of the FROI Element Requirements and SROI Element Requirement Table for the indication of location of DN's. If value is not = Both then there is an indication of FROI (only on FROI) and SROI (only on SROI).



# 02 Exceptions

Exceptions are described in the *FROI* or *SROI 02 Exceptions* tab for all reportable change codes ending with “G”.

Examples from Tennessee’s completed SROI 02 Exceptions Tab are below:

Req Code	Change Reason Code	DN#	DATA ELEMENT NAME	EXCEPTIONS	IAIABC NOTE
YG	A	0085	Benefit Type Code	SROI 02 Change may be sent to report a waiting period paid for a different Benefit Type from the Benefit Type previously reported on the IP (Initial Payment), EP (Employer Paid), or AP (Acquired Payment). This will be indicated as an A (Add) in the Change Variable Segment for the Benefit Segment because a new Benefit Segment occurrence was added. A new DN0085 Benefit Type Code was added and the DN0089 Benefit Period Through Date of the new DN0085 Benefit Type Code was prior to the DN0088 Benefit Period Start Date of the Initial Payment (IP, EP or AP). See Edit Matrix: Population Restriction for Number of Benefits.	refer to Code Usage Limitations in <i>02 Change Processing Rules</i> in Section 4 of Claims Release 3.1 implementation guide
YG	A	0086	Benefit Type Amount Paid	SROI 02 Change may be sent to report a waiting period paid for a different Benefit Type from the Benefit Type previously reported on the IP (Initial Payment), EP (Employer Paid), or AP (Acquired Payment). This will be indicated as an A (Add) in the Change Variable Segment for the Benefit Segment because a new Benefit Segment occurrence was added. A new DN0085 Benefit Type Code was added and the DN0089 Benefit Period Through Date of the new DN0085 Benefit Type Code was prior to the DN0088 Benefit Period Start Date of the Initial Payment (IP, EP or AP). See Edit Matrix: Population Restriction for Number of Benefits.	refer to Code Usage Limitations in <i>02 Change Processing Rules</i> in Section 4 of Claims Release 3.1 implementation guide
YG	U	0086	Benefit Type Amount Paid	SROI 02 Change may be sent if change occurs after the last Suspension (SX) or Final (FN), as long as the Benefit data does not advance. See Edit Matrix: Population Restriction for DN0288 Number of Benefits, Error 064 Invalid Data Relationship. Element Error Text: SROI 02:BENDataCannotAdvanceIfLatestIsSXorFN	



# What data is needed on the EDI reports?

## Element Requirement – 02 Change Conditions:

The 02 Requirement Code column will indicate if a DN is F (Fatal) or M (Mandatory) and also reflects a highlighted MC to indicate that a condition applies.

On FROI, SROI, Both	REC	DN#	DATA ELEMENT NAME	FORMAT	Migration Consideration	Match Data	00	01	02				04	AQ	AU	UR - Update Report	
									Reportable Change	A (Add)	U (Update)	D (Delete)	R (Remove)				
Both	148	0015	Claim Administrator Claim Number (Key Match)	25 A/N	NI		F	F	F	B	K	B	B	F	F	F	F
Both	148	0016	Employer FEIN	9 A/N	NI		M	NA	MC	N	K	B	N	MC	M	M	M
FROI	148	0021	Employer Physical City	15 A/N	NI		M	NA	MC	Y	Y	B	N	M	AR	M	AR
FROI	148	0022	Employer Physical State Code	2 A/N	NI		M	NA	MC	Y	Y	B	N	M	AR	M	AR
Both	148	0023	Employer Physical Postal Code	9 A/N	NI		M	NA	MC	K	K	B	N	M	AR	M	AR
FROI	148	0025	Industry Code (TNBWC will accept NAICS at 5 or 6 digit level but would prefer 6) 2017 or 2012 codes are accepted.	6 A/N	NI		M	NA	MC	Y	Y	B	N	M	AR	M	AR
FROI	148	0027	Insured Location Identifier	15 A/N	NI		NA	NA	NA	N	N	B	N	NA	NA	NA	NA
FROI	148	0028	Policy Number Identifier	18 A/N	NI		MC	NA	MC	Y	Y	B	Y	MC	NA	MC	MC
FROI	148	0029	Policy Effective Date	DATE	NI		MC	NA	MC	Y	Y	B	Y	MC	NA	MC	MC
FROI	148	0030	Policy Expiration Date	DATE	NI		MC	NA	MC	Y	Y	B	Y	MC	NA	MC	MC
Both	148	0031	Date of Injury	DATE	NI	Y	m	m	m	B	K	B	B	m	m	m	m

# 02 Conditions

A light blue MC (Mandatory Conditional) requirement code is pre-populated in the *02 Requirement Code* column to support the *02 Change Process*.

It means, when a (any) data element number is indicated in the *Change Data Element/Segment Number* (DN0412), it becomes mandatory unless it is being removed with *Change Reason Code* (DN0413) is R – Remove.

On FROI, SROI, Both	REC	DN#	DATA ELEMENT NAME	FORMAT	Migration Consideration	Match Data	00	01	02					
									02 Requirement Code	A (Add)	U (Update)	D (Delete)	R (Remove)	
									Reportable Change					
FROI	148	0022	Employer Physical State Code	2 A/N	NI		M	NA	MC	Y	Y	B	N	
Both	148	0023	Employer Physical Postal Code	9 A/N	NI		M	NA	MC	K	K	B	N	
FROI	148	0025	Industry Code (TNBWC will accept NAICS at 5 or 6 digit level but would prefer 6) 2017 or 2012 codes are accepted.	6 A/N	NI		M	NA	MC	Y	Y	B	N	
FROI	148	0027	Insured Location Identifier	15 A/N	NI		NA	NA	NA	N	N	B	N	
FROI	148	0028	Policy Number Identifier	18 A/N	NI		MC	NA	MC	Y	Y	B	Y	
FROI	148	0029	Policy Effective Date	DATE	NI		MC	NA	MC	Y	Y	B	Y	
FROI	148	0030	Policy Expiration Date	DATE	NI		MC	NA	MC	Y	Y	B	Y	

# 02 Conditions

In addition to this IAIABC pre-defined MTC 02 condition that is always applied, the jurisdiction may apply a conditional edit to the DN and add a condition to the FROI or SROI Conditions worksheet. When a condition is added to the Conditions worksheet then the jurisdiction is allowed to leave the MC with the blue shading or may optionally change the blue shading of the MC to yellow shading to further make the indication that a condition exists on the Conditional worksheet.

On FROI, SROI, Both	REC	DN#	DATA ELEMENT NAME	FORMAT			00	01	02				
									Migration Consideration	Match Data	02 Requirement Code	A (Add)	U (Update)
									Reportable Change				
FROI	148	0022	Employer Physical State Code	2 A/N	NI		M	NA	MC	Y	Y	B	N
Both	148	0023	Employer Physical Postal Code	9 A/N	NI		M	NA	MC	K	K	B	N
FROI	148	0025	Industry Code (TNBWC will accept NAICS at 5 or 6 digit level but would prefer 6) 2017 or 2012 codes are accepted.	6 A/N	NI		M	NA	MC	Y	Y	B	N
FROI	148	0027	Insured Location Identifier	15 A/N	NI		NA	NA	NA	N	N	B	N
FROI	148	0028	Policy Number Identifier	18 A/N	NI		MC	NA	MC	Y	Y	B	Y
FROI	148	0029	Policy Effective Date	DATE	NI		MC	NA	MC	Y	Y	B	Y
FROI	148	0030	Policy Expiration Date	DATE	NI		MC	NA	MC	Y	Y	B	Y

# 02 Conditions

As previously mentioned, when the MC is shaded in a light yellow, this is an indication that Tennessee has changed the shading from blue to yellow for the MC, and has added a condition to the Conditions tab for MTC 02.

Tennessee has grouped several DN's together for the purposes of editing the 02 Changes. These grouped data elements are expected to all be present on the 02 transaction if one of them is being changed.

The MTC column distinguishes this condition is for the 02 MTC only, and where applicable, also indicates the Group number.

Ren Cod	MTC	DN#	DATA ELEMENT NAME	BUSINESS CONDITION(S)	TECHNICAL CONDITION(S)
MC	02	DN#	DATA ELEMENT NAME: NEW Grouping Edits for MTC 02		
MC	SROI 02 (Group 1)	0068	Initial RTW Date	Data grouping MTC 02 Change relationship edits needed: All DN's must be present on the MTC 02 transaction for Add or Update or Remove to 0068 (Initial RTW Date), 0403 (Initial RTW Type Code), 0404 (Initial RTW Physical Restrictions Indicator).  Note: This edit is only applicable if it is a Non-Legacy Claim as defined in the Legacy Claim Definition Tab.	If SROI MTC (DN0002) = 02 and Change Reason Code (DN0413) = A (Add) or = U (Update) and it is a Non-Legacy Claim per the Legacy Claim Definition Tab, then 0068 (Initial RTW Date) is required to be present on the MTC 02 transaction whenever Change Data Element/Segment Number (DN0412) = 0403 (Initial RTW Type Code) or = 0404 (Initial RTW Physical Restrictions Indicator).
MC	SROI 02 (Group 1)	0404	Initial RTW Physical Restrictions Indicator	Data grouping MTC 02 Change relationship edits needed: All DN's must be present on the MTC 02 transaction for Add or Update or Remove to 0068 (Initial RTW Date), 0403 (Initial RTW Type Code), 0404 (Initial RTW Physical Restrictions Indicator).  Note: This edit is only applicable if it is a Non-Legacy Claim as defined in the Legacy Claim Definition Tab.	If SROI MTC (DN0002) = 02 and Change Reason Code (DN0413) = A (Add) or = U (Update) and it is a Non-Legacy Claim as defined in the Legacy Claim Definition Tab, then 0404 (Initial RTW Physical Restrictions Indicator) is required to be present on the MTC 02 transaction whenever Change Data Element/Segment Number (DN0412) = 0403 (Initial RTW Type Code) or = 0068 (Initial RTW Date).



# 02 Conditions

The example illustrates “SROI 02 Group 1” for the Initial RTW Date and the other 2 related data elements, Initial RTW Type Code, Initial RTW Physical Restrictions Indicator.

Ren Coc	MTC	DN#	DATA ELEMENT NAME	BUSINESS CONDITION(S)	TECHNICAL CONDITION(S)
MC	02	DN#	DATA ELEMENT NAME: NEW Grouping Edits for MTC 02		
MC	SROI 02 (Group 1)	0068	Initial RTW Date	Data grouping MTC 02 Change relationship edits needed: All DN's must be present on the MTC 02 transaction for Add or Update or Remove to 0068 (Initial RTW Date), 0403 (Initial RTW Type Code), 0404 (Initial RTW Physical Restrictions Indicator).  Note: This edit is only applicable if it is a Non-Legacy Claim as defined in the Legacy Claim Definition Tab.	If SROI MTC (DN0002) = 02 and Change Reason Code (DN0413) = A (Add) or = U (Update) and it is a Non-Legacy Claim per the Legacy Claim Definition Tab, then 0068 (Initial RTW Date) is required to be present on the MTC 02 transaction whenever Change Data Element/Segment Number (DN0412) = 0403 (Initial RTW Type Code) or = 0404 (Initial RTW Physical Restrictions Indicator).
MC	SROI 02 (Group 1)	0404	Initial RTW Physical Restrictions Indicator	Data grouping MTC 02 Change relationship edits needed: All DN's must be present on the MTC 02 transaction for Add or Update or Remove to 0068 (Initial RTW Date), 0403 (Initial RTW Type Code), 0404 (Initial RTW Physical Restrictions Indicator).  Note: This edit is only applicable if it is a Non-Legacy Claim as defined in the Legacy Claim Definition Tab.	If SROI MTC (DN0002) = 02 and Change Reason Code (DN0413) = A (Add) or = U (Update) and it is a Non-Legacy Claim as defined in the Legacy Claim Definition Tab, then 0404 (Initial RTW Physical Restrictions Indicator) is required to be present on the MTC 02 transaction whenever Change Data Element/Segment Number (DN0412) = 0403 (Initial RTW Type Code) or = 0068 (Initial RTW Date).
MC	SROI 02 (Group 1)	0403	Initial RTW Type Code	Data grouping MTC 02 Change relationship edits needed: All DN's must be present on the MTC 02 transaction for Add or Update or Remove to 0068 (Initial RTW Date), 0403 (Initial RTW Type Code), 0404 (Initial RTW Physical Restrictions Indicator).  Note: This edit is only applicable if it is a Non-Legacy Claim as defined in the Legacy Claim Definition Tab.	If SROI MTC (DN0002) = 02 and Change Reason Code (DN0413) = A (Add) or = U (Update) and it is a Non-Legacy Claim as defined in the Legacy Claim Definition Tab, then DN0403 (Initial RTW Type Code) is required to be present on the MTC 02 transaction whenever Change Data Element/Segment Number (DN0412) = 0068 (Initial RTW Date) or = 0404 (Initial RTW Physical Restrictions Indicator).

# Revised Requirements

There have been some requirements that have been revised and will be published in v1.2 in the near future. We would like to make you aware of them today.

1. Insurer Name will be required to match exactly to the first 40 characters of the name approved on your Trading Partner registration. This will include spaces and special characters.
2. The requirement code for DN0206 Employee Security ID for FROI MTC AQ is being changed from m to NA. This was an oversight. The Employee Security ID will be returned on the AQ acknowledgement.



# Revised Requirements

3. Tennessee will not require the reporting of Partial Denials (MTC PD), Partial Denial Code (DN0294), and Partial Denial Effective Date (DN0436). The Implementation Guide and Test Plan has been updated to remove the PD requirement.
4. Tennessee will not require the reporting of Benefit Adjustments, Credits and Redistributions (Benefit ACRs). This includes all DN's in those segments. The Test Plan has been updated to remove the MTC 02 Add for a Benefit Redistribution.

These changes for v1.2 will be published and will be effective in Test on 4-13-2020 and in Production on 9-1-2020; however, they will not be in place when testing begins on 3-23-2020.

# What edits will be applied to the EDI data?

## **Tennessee Edit Matrix:**

The Tennessee Edit Matrix defines the edits that will be applied to the EDI data. It conveys each specific edit that will be applied to each data element and provides the standard error messages associated with these edits.

# Tables Located in the Edit Matrix

- **Tennessee Edit Matrix Change Log:** summary of all changes to Edit Matrix from one version to another
- **DN-Error Message:** “standard” editing developed for Release 3.1 data elements and Tennessee specific edits
- **Value Table:** expresses acceptable code values
- **Valid Value Detail Page 1 and 2:** two tables showing another version of the value table containing the code values, definitions what Tennessee accepts
- **Match Data:** describes the data elements used to determine if the report will create a new claim or find an existing claim
- **Population Restrictions:** contains any restrictions applied to the data element(s)
- **Legacy Claim Definition:** Defines a Legacy and Non-Legacy Claim as it applies to the editing.
- **Tennessee Accident Site County List:** provides Tennessee’s Accident Site County Names used for edit on DN0118 Accident Site County/Parish for error 111 (Must be valid content)
- **Sequencing Table:** contains MTC types with the order/sequence that they can be sent

# DN Error Message Table

Data Element Numbers and Names are listed down the left columns.

DN	IAIABC Data Element Name
0000	Entire Batch
0001	Transaction Set ID
0002	Maintenance Type Code
0003	Maintenance Type Code Date
0004	Jurisdiction Code
0005	Jurisdiction Claim Number
0006	Insurer FEIN
0007	Insurer Name

DN	IAIABC Data Element Name	Match Data	Relaxed requirement edits (err msg 001 and 108)	Jurisdiction will apply edits?	Population Restrictions Indicator	Mandatory field not present	Number of Days Worked must be 0-7	Days must be 0-6	All digits must be 0-9	Must be a valid date (CCYYMMDD)	Must be A-Z, 0-9, or spaces	Must be a valid time	Must be <= Date of Injury	Must be >= Date of Injury	Must be >= Initial Date Disability Began	Must be <= Employee Date of Death	Must be <= Maintenance Type Code Date	Must be >= Start Date	No match on database	All digits cannot be the same	Must be <= current date	Not statutorily valid
0000	Entire Batch		N	Y																		
0001	Transaction Set ID		N	F	F																	
0002	Maintenance Type Code	Y	N	F	P	F																L
0003	Maintenance Type Code Date	Y	N	F	P	F				L				L							L	
0004	Jurisdiction Code		N	F	P	F																
0005	Jurisdiction Claim Number	Y	N	Y	P	L													L	90		
0006	Insurer FEIN	Y	N	F	P	F		L											L	L		L

# DN Error Message Table

Error Message Numbers and associated descriptions are listed across the top of the table.

Error Message & DN	Match Data	Relaxed requirement edits (err msg 001 and 108)	Jurisdiction will apply edits?	Population Restriction Indicator	Mandatory field not present	Number of Days Worked must be 0-7	Days must be 0-6	All digits must be 0-9	Must be a valid date (CCYYMMDD)	Must be A-Z, 0-9, or spaces	Must be a valid time	Must be <= Date of Injury	Must be >= Date of Injury	Must be <= Date of Injury	Must be <= Employee Date of Death	Must be <= Maintenance Type Code Date	Must be >= Start Date	No match on database	All digits cannot be the same	Must be <= current date	Not statutorily valid	
001	Mandatory field not present																					
018	Number of Days Worked must be 0-7																					
019	Days must be 0-6																					
028	All digits must be 0-9																					
029	Must be a valid date (CCYYMMDD)																					
030	Must be A-Z, 0-9, or spaces																					
031	Must be a valid time																					
033	Must be <= Date of Injury	Y	NI	F	P	F			L			L										L
034	Must be >= Date of Injury	Y	NI	F	P	F																L



# DN Error Message Table

When there is a Y in the “Jurisdiction will apply edits?” column, this indicates that the specific edits will be applied to the data element.

Sorted by Error Message & DN		DN	IAIABC Data Element	Relaxed requirement edits (err msg 001 and 108)	Jurisdiction will apply edits?	Population Restrictions Indicator	Mandatory field not present	Number of Days Worked must be 0-7	Days must be 0-6	All digits must be 0-9	Must be a valid date (CCYYMMDD)	Mandatory field not present	Number of Days Worked must be 0-7	Days must be 0-6	All digits must be 0-9	Must be a valid date (CCYYMMDD)	Must be A-Z, 0-9, or spaces	Must be a valid time	Must be <= Date of Injury	Must be >= Date of Injury	Must be >= Initial Date Disability Began	Must be <= Employee Date of Death	Must be <= Maintenance Type Code Date	Must be >= Start Date	No match on database	All digits cannot be the same	Must be <= current date	Not statutorily valid	
0000	Entire Batch																												
0001	Transaction Set ID																												
0002	Maintenance Type Code			N	Y	L																							
0003	Maintenance Type Code Date			N	N	L																							
0004	Jurisdiction Code			N	Y	P	L																						
0005	Jurisdiction Claim Number			N		P	L																						
0006	Insurer FEIN			N		P	L																						



# DN Error Message Table

N in the “Jurisdiction will apply edits?” column: This indicates that the edits will not be applied to the data element at all.

An L for a data element means the corresponding “Logical” edit will be applied. If an L is grayed out, this means the edit will not be applied to the specific data element. All other non-grayed L’s for that data element will be applied

Sorted by Error Message & DN		Relaxed requirement edits (err msg 001 and 108)	Jurisdiction will apply edits?	Population Restrictions Indicator	Mandatory field not present	Number of Days Worked must be 0-7	Days must be 0-6	All digits must be 0-9	Must be a valid date (CCYYMMDD)	Mandatory field not present	Number of Days Worked must be 0-7	Days must be 0-6	All digits must be 0-9	Must be a valid date (CCYYMMDD)	Must be A-Z, 0-9, or spaces	Must be a valid time	Must be <= Date of Injury	Must be >= Date of Injury	Must be >= Initial Date Disability Began	Must be <= Employee Date of Death	Must be <= Maintenance Type Code Date	Must be >= Start Date	No match on database	All digits cannot be the same	Must be <= current date	Not statutorily valid
DN	IAIABC Data Element																									
0000	Entire Batch																									
0001	Transaction Set ID	N	Y		L				L																	
0002	Maintenance Type Code	N	N		L				L																	L
0003	Maintenance Type Code Date	N	Y	P	L			L	L																L	
0004	Jurisdiction Code	N	Y	P	L			L	L																L	
0005	Jurisdiction Claim Number	N	Y	P	L			L	L													L			L	
0006	Insurer FEIN	N	Y	P	L			L	L													L			L	



# Valid Value Table

Reflects the FROI and SROI data elements that are captured and if the data element is captured, which codes are valid for each data element.

Example: DN0002 Maintenance Type Code (MTC) is captured as indicated by a 'Y' in the Capture column. DN0158 Employee Tax Filing Status Code is not captured as indicated by 'N' in the 'Capture' column.

## Section 1 – Code values that are 'Not Statutorily Valid' (Code values that are grayed out):

The jurisdiction should communicate in this section the code values that are not statutorily valid in the jurisdiction. A 'N' in the capture column indicates that the data element is not captured in the jurisdiction. A 'Y' in the capture column indicates that the data element is captured in the jurisdiction. A code value that has been grayed out indicates that the code is 'Not Statutorily Valid' in the jurisdiction. Jurisdictions may return Error Message-'042-Not Statutorily Valid' on grayed out values. The code values that are not grayed out are the code values that are statutorily valid and will be processed in the jurisdiction. See Section 2 (below) for Statutorily valid codes that are valid but will not be processed by jurisdiction.

D	Element Name	Capture?	Acceptable Code Value List - grayed out indicates that a value is 'Not Statutorily Valid'																												
0002	Maintenance Type Code (for FROI)	Y	00	01	02	04	CO	AQ	AU	UI	UR Update Report		UR Upon Request																		
0002	Maintenance Type Code (for SROI)	Y	02	04	AB	AC	AP	CA	CB	CD	CO	EP	ER	FN	IP	NT	PD	PY	PX	RB	SX	SU	UI	VE	AN	BM	BW	MN	QT	SA	
0002	Maintenance Type Code (for SROI)	Y	UR Update Report				UR Upon Request																								
0039	Initial Treatment Code	Y	0	1	2	3	4	5																							
0053	Employee Gender Code	Y	F	M	U																										
0054	Employee Marital Status Code	Y	J	M	S	K																									
0058	Employment Status Code	Y	C	9	8	A	B	1	2	3	6	4	5	7	(see hierarchical order in dictionary)																
0063	Wage Period Code (FROI)	Y	01	02	04	06	07																								
0063	Wage Period Code (SROI)	Y	01	04																											
0069	Pre-Existing Disability Code	Y	Y	N	U																										
0073	Claim Status Code	Y	O	C	R	X																									
0074	Claim Type Code	Y	M	I	N	B	L	W	P																						
0075	Agreement to Compensate Code	Y	W	L	S	T	U																								
0077	Late Reason Code	Y	L1	L2	L3	L4	L5	L6	L7	L8	L9	LA	LB	LC	C1	D1	D2	D3	D4	D5	D6	E1	E2	E3	E4	E5	E6				
0085	Benefit Type Code	Y	010	020	021	030	040	050	051	070	080	090	210	220	221	230	240	242	250	251	270	410	500	501	510	520	521	524	530	540	
	Benefit Type Code (continued)	Y	541	550	551	570	580	590																							
0092	Benefit Adjustment Code	N	A	B	E	G	I	J	L	N	Q	R	S	T	U	V	W	X	Y	Z	1	2	3								
0097	Dependent/Payee Relationship Code (1st character)	Y	2	3	4	5	6	7	8	9																					
	Dependent/Payee Relationship Code (2nd character)	Y	0	1	2	3	4	5	6	7	8	9	A	B	C	D	E	F	G	H	I	J	K								
0126	Benefit Credit Code	N	C	M	P																										
0130	Benefit Redistribution Code	N	H	K																											
0146	Death Result of Injury Code	Y	Y	N	U																										
0158	Employee Tax Filing Status Code	N	A	B	C	D																									

# Valid Value Detail Page 1 & 2

Summary of all codes and descriptions. Greyed codes are not accepted by Tennessee .

MAINTENANCE TYPE CODE (MTC's) (DN0002)			
<b>FIRST REPORT:</b>			
00	Original	AQ	Acquired Claim
01	Cancel Entire Claim	CO	Correction
02	Change	UI	Under Investigation
04	Denial	UR	Upon Request (Grandfathered)
AU	Acquired/Unallocated	UR	Update Report
<b>SUBSEQUENT REPORT:</b>			
02	Change	PX	Partial Suspension
04	Denial	RB	Reinstatement of Benefit
AB	Add Concurrent Benefit Type	SU	Sync Up
AC	Acquisition/Indemnity Ceased	SX	Full Suspension
AP	Acquired/Payment	UI	Under Investigation
CA	Change in Benefit Amount	UR	Upon Request (Grandfathered)
CB	Change in Benefit Type	UR	Update Report
CD	Compensable Death - No Known Dependents/Payees	VE	Volunteer
CO	Correction	AN	Annual
EP	Employer Paid	BM	Bi-Monthly
ER	Employer Reinstatement	BW	Bi-Weekly
FN	Final	MN	Monthly
IP	Initial Payment	QT	Quarterly
NT	Narrative	SA	Sub-Annual
PD	Partial Denial		
PY	Payment Report		
<b>BENEFIT TYPE CODE (DN0085)</b>			
<b>REGULAR BENEFIT TYPES:</b>		<b>LUMP SUM PAYMENTS/SETTLEMENTS:</b>	
010	Fatal	500	Unspecified Lump Sum Pmt/Settlement
020	Permanent Total	501	Medical Lump Sum Pmt/Settlement
021	Permanent Total Supplemental	510	Fatal Lump Sum Pmt/Settlement
030	Permanent Partial/Scheduled	520	Permanent Total Lump Sum Pmt/Settlement
040	Permanent Partial/Unscheduled	521	Perm Total Supp Lump Sum Pmt/Settlement
050	Temporary Total	524	Employer Paid Lump Sum Pmt/Settlement
051	Temporary Total Catastrophic	530	Perm Partial Sch Lump Sum Pmt/Settlement
070	Temporary Partial	540	Perm Partial Unsch Lump Sum Pmt/Settlement

# Match Data

To match incoming reports to reports in Tennessee's database for processing, Tennessee identifies their primary "match" data element values indicated by 'P' for Primary.

GROUPING	DN	DATA ELEMENT NAME	New Claims	Existing Claims	Acquired Claims (MTC AQ/AU)	Legacy Claims (MTC UR Update Report for Existing Claims (3))
Claim	0004	Jurisdiction Code				
	0005	Jurisdiction Claim Number		P		P
	0015	Claim Administrator Claim Number				
Claimant		Employee ID				
		▪ Employee SSN – Preferred (DN0042)	P		P	P
		▪ Employee Green Card (DN0153)	P		P	
		▪ Employee Employment Visa (DN0152)	P		P	
		▪ Employee ID Assigned by Jurisdiction (DN0154)	P		P	P
		▪ Employee Passport Number (DN0156)	P		P	
		▪ Employee Employee Individual Taxpayer Identification Number (ITIN)(DN0437)	P		P	
	0206	Employee Security ID		S		
	0031	Date of Injury	P	S	P	P
	0043	Employee Last Name	P	S	P	P
	0044	Employee First Name	P	S	P	P
0052	Employee Date of Birth	S	S			
Claim Administrator	0187	Claim Administrator FEIN (1)	S	S		
	0014	Claim Administrator Postal Code				
Employer	0016	Employer FEIN				
	0329	Employer UI Number				
	0230	Employer ID Assigned by Jurisdiction				
Insurer	0006	Insurer FEIN (1)	S	S		S
Transaction	0295	Maintenance Type Correction Code (2)				
	0296	Maintenance Type Correction Code Date (2)				
	0002	Maintenance Type Code		P	P	P
	0003	Maintenance Type Code Date		P	P	P



# Match Data

Tennessee's Secondary Match Data Elements are indicated by 'S' Secondary as shown. In the case of 'Existing Claims' JCN, MTC and MTC Date are used as Primary and the other DN's indicated with 'S' are used as Secondary.

GROUPING	DN	DATA ELEMENT NAME	New Claims	Existing Claims	Acquired Claims (MTC AQ/AU)	Legacy Claim (MTC UR Update Report for Existing Claims (3))
Claim	0004	Jurisdiction Code				
	0005	Jurisdiction Claim Number		P		P
	0015	Claim Administrator Claim Number				
Claimant		Employee ID				
		▪ Employee SSN – Preferred (DN0042)	P		P	P
		▪ Employee Green Card (DN0153)	P		P	
		▪ Employee Employment Visa (DN0152)	P		P	
		▪ Employee ID Assigned by Jurisdiction (DN0154)	P		P	P
		▪ Employee Passport Number (DN0156)	P		P	
		▪ Employee Employee Individual Taxpayer Identification Number (ITIN)(DN0437)	P		P	
	0206	Employee Security ID		S		
	0031	Date of Injury	P	S	P	P
	0043	Employee Last Name	P	S	P	P
0044	Employee First Name	P	S	P	P	
0052	Employee Date of Birth	S	S			
Claim Administrator	0187	Claim Administrator FEIN (1)	S	S		
	0014	Claim Administrator Postal Code				
Employer	0016	Employer FEIN				
	0329	Employer UI Number				
	0230	Employer ID Assigned by Jurisdiction				
Insurer	0006	Insurer FEIN (1)	S	S		S
Transaction	0295	Maintenance Type Correction Code (2)				
	0296	Maintenance Type Correction Code Date (2)				
	0002	Maintenance Type Code		P	P	P
	0003	Maintenance Type Code Date		P	P	P

# Match Data

Tennessee also has a column on their Match Data Table to communicate the Primary and Secondary Match data that is used to match to Acquired Claims and Legacy Claims (claims accepted in Release 1).

GROUPING	DN	DATA ELEMENT NAME	New Claims	Existing Claims	Acquired Claims (MTC AQ/AU)	Legacy Claims (MTC UR Update Report for Existing Claims (3))
Claim	0004	Jurisdiction Code				
	0005	Jurisdiction Claim Number		P		P
	0015	Claim Administrator Claim Number				
Claimant		Employee ID				
		▪ Employee SSN – Preferred (DN0042)	P		P	P
		▪ Employee Green Card (DN0153)	P		P	
		▪ Employee Employment Visa (DN0152)	P		P	
		▪ Employee ID Assigned by Jurisdiction (DN0154)	P		P	P
		▪ Employee Passport Number (DN0156)	P		P	
		▪ Employee Employee Individual Taxpayer Identification Number (ITIN)(DN0437)	P		P	
	0206	Employee Security ID		S		
	0031	Date of Injury	P	S	P	P
	0043	Employee Last Name	P	S	P	P
0044	Employee First Name	P	S	P	P	
0052	Employee Date of Birth	S	S			
Claim Administrator	0187	Claim Administrator FEIN (1)	S	S		
	0014	Claim Administrator Postal Code				
Employer	0016	Employer FEIN				
	0329	Employer UI Number				
	0230	Employer ID Assigned by Jurisdiction				
Insurer	0006	Insurer FEIN (1)	S	S		S
Transaction	0295	Maintenance Type Correction Code (2)				
	0296	Maintenance Type Correction Code Date (2)				
	0002	Maintenance Type Code		P	P	P
	0003	Maintenance Type Code Date		P	P	P



# Match Data

Additional Confirmation: When a match is found on the primary or secondary “match” data elements, these data elements can be used as ‘additional’ confirmation if the claim is a duplicate, for situations where there may be multiple accidents for the same Date of Injury.

			New	Existing	Acquired Claims (MTC AQ/AU)	Legacy Claims (MTC UR Update Report) for Existing Claims
Injury	0035	Nature of Injury	A	A		
	0037	Cause of Injury	A	A		

# Match Data

For existing claims, only one Match Data Element can be changed on the same MTC 02 Change transaction, unless noted otherwise on the Category Legend. Error message *117- Match data value not consistent with value previously reported* will be returned resulting in a TR-Transaction Rejected acknowledgment.

GROUPING	DN	DATA ELEMENT NAME	New Claims	Existing Claims	Acquired Claims (MTC AQ/AU)	Legacy Claims (MTC UR Update Report) for Existing Claims (3)
Claim	0004	Jurisdiction Code				
	0005	Jurisdiction Claim Number		P		P
	0015	Claim Administrator Claim Number				
Claimant		Employee ID				
		▪ Employee SSN – Preferred (DN0042)	P		P	P
		▪ Employee Green Card (DN0153)	P		P	
		▪ Employee Employment Visa (DN0152)	P		P	
		▪ Employee ID Assigned by Jurisdiction (DN0154)	P		P	P
		▪ Employee Passport Number (DN0156)	P		P	
		▪ Employee Employee Individual Taxpayer Identification Number (ITIN)(DN0437)	P		P	
	0206	Employee Security ID		S		
	0031	Date of Injury	P	S	P	P
	0043	Employee Last Name	P	S	P	P
	0044	Employee First Name	P	S	P	P
0052	Employee Date of Birth	S	S			
Claim Administrator	0187	Claim Administrator FEIN (1)	S	S		
	0014	Claim Administrator Postal Code				
Employer	0016	Employer FEIN				
	0329	Employer UI Number				
	0230	Employer ID Assigned by Jurisdiction				
Insurer	0006	Insurer FEIN (1)	S	S		S
Transaction	0295	Maintenance Type Correction Code (2)				
	0296	Maintenance Type Correction Code Date (2)				
	0002	Maintenance Type Code		P	P	P
	0003	Maintenance Type Code Date		P	P	P

Note: Transaction Grouping' is not applicable to the MTC 02 Change transaction.

# Match Data

The limitation of changing one match data element does not apply to or consider the 'Additional' match data elements.

			New	Existing	Acquired Claims (MTC AQ/AU)	Legacy Claims (MTC UR Update Report) for Existing Claims
Injury	0035	Nature of Injury	A	A		
	0037	Cause of Injury	A	A		

Category Legend as indicated by 'Applicable = Y' allows: Employee First Name (DN0043) and Employee Last Name (DN0044) to both change on the FROI 02 Change.

**Multiple element changes Category legend:**

Category	Conditions	Applicable? (Y/N)
1	Employee First Name (DN0043) and Employee Last Name (DN0044)	Y
2	Insurer FEIN (DN0006) and Claim Administrator FEIN (DN0187)	Y
3	Claim Administrator postal code (DN0014) and Claim Administrator FEIN (DN0187)	N
4	Employer FEIN (DN0016), Insurer FEIN (DN0006), and Claim Administrator FEIN (DN0187)	N
5	Employer FEIN (DN0016), Insurer FEIN (DN0006)	N
7	7 or greater - jurisdiction must define custom allowable combinations	N

# Population Restrictions

Where “P” exists in the Population Restrictions Indicator column of the *DN-Error Message* table, there will be a corresponding entry in the Populations Restrictions table.

Sorted by Error Message & DN	<b>Edit Matrix Population Legend:</b> F = Edit applies to the data elements deemed essential for a transmission/transaction to be processed. L = *Not grayed out: Edit applies to the data elements based on the requirements indicated on the Element Requirement Table. *Grayed out: The standard edit will not be applied by the jurisdiction  <b>Relaxed requirement edits:</b> L = Claim: requirement is limited to "conditional" on new claims reported in R3 environment because the data may not (and may never be) available on legacy claims. V = Event: requirement is limited to "conditional" on claims where benefits are being "initiated" or "reinstated" in R3 because the data may not have been collected at the time payments were started	Relaxed requirement edits (err msg 001 and 108)	Jurisdiction will apply edits?	Population Restrictions Indicator	Mandatory field not present	Number of Days Worked must be 0-7	Days must be 0-6
DN	IAIABC Data Element Name						
0002	Maintenance Type Code	NI	F	P	F		
0003	Maintenance Type Code Date	NI	F	P	F	018	
0004	Jurisdiction Code	NI	F	P	F		102

# Population Restrictions

Each *Population Restriction* contains:

➤ The DN # and Name

DN	Report or MTC	Data Element Name	Population Restriction	Exception	Error Message Number	Error Message Text	Element Error Text (DN0291)
0002	SROI 02	Maintenance Type Code (For Benefits Segment)	If the SROI MTC = 02 then DN0002 (MTC at the BEN Level) is only required when DN0412 Change Data Element/Segment Number = 0288 (Number of Benefits) and Change Reason Code (DN0413) is not = D (Delete).		111	Must be valid content	SROI MTC 02-BEN required when DN0412 = 0288
0003	FROI	Maintenance Type Code Date	If incoming FROI: MTC Date must be greater than or equal to MTC Date of last MTC Report that is in TA or TE acknowledgment status.		064	Invalid data relationship	Must be >= last MTC Date in TA/TE ack
0003	SROI	Maintenance Type Code Date	If incoming SROI: Check to see if there is a SROI in TA or TE (if MTC CO accepted) acknowledgment status: If NO SROI in TA or TE (if MTC CO accepted) ack status: Must be greater than or equal to MTC Date of last FROI MTC Report that is in TA or TE (if MTC CO accepted) acknowledgment status.		064	Invalid data relationship	Must be >= last MTC Date in TA/TE ack
0003	SROI	Maintenance Type Code Date	If incoming SROI: Check to see if there is a SROI in TA or TE (if MTC CO accepted) acknowledgment status: If YES SROI in TA or TE (if MTC CO accepted) ack status: Must be greater than or equal to MTC Date of last SROI MTC Report that is in TA or TE (if MTC CO accepted) acknowledgment status.		064	Invalid data relationship	Must be >= last SROI MTC Date for Rpt in TA/TE ack
0003	FROI & SROI	Maintenance Type Code Date	MTC Dates must be no more than 7 days prior to Date Transmission Sent.		064	Invalid data relationship	MTC Date cant b more than 7 dys prior to Date Sent
0003	FROI & SROI	Maintenance Type Code Date	Must be greater than or equal to Trading Partners EDI Implementation Date (20200901)	Do not run this edit on Test claims where Header Record value of DN0104 Test/Production Code = T (Test).	111	Must be valid content	Must be greater than or equal to EDI Imp Date
0004	FROI & SROI	Jurisdiction Code	Value must be "TN"		111	Must be valid content	Value must be equal to "TN"



# Population Restrictions

Each *Population Restriction* contains:

- Population Restriction, Element Error Number, Exception (if applicable), Error Message Text and the Element Error Text

DN	Report or MTC	Data Element Name	Population Restriction	Exception	Error Message Number	Error Message Text	Element Error Text (DN0291)
0002	SROI 02	Maintenance Type Code (For Benefits Segment)	If the SROI MTC = 02 then DN0002 (MTC at the BEN Level) is only required when DN0412 Change Data Element/Segment Number = 0288 (Number of Benefits) and Change Reason Code (DN0413) is not = D (Delete).		111	Must be valid content	SROI MTC 02-BEN required when DN0412 = 0288
0003	FROI	Maintenance Type Code Date	If incoming FROI: MTC Date must be greater than or equal to MTC Date of last MTC Report that is in TA or TE acknowledgment status.		064	Invalid data relationship	Must be >= last MTC Date in TA/TE ack
0003	SROI	Maintenance Type Code Date	If incoming SROI: Check to see if there is a SROI in TA or TE (if MTC CO accepted) acknowledgment status: If NO SROI in TA or TE (if MTC CO accepted) ack status: Must be greater than or equal to MTC Date of last FROI MTC Report that is in TA or TE (if MTC CO accepted) acknowledgment status.		064	Invalid data relationship	Must be >= last MTC Date in TA/TE ack
0003	SROI	Maintenance Type Code Date	If incoming SROI: Check to see if there is a SROI in TA or TE (if MTC CO accepted) acknowledgment status: If YES SROI in TA or TE (if MTC CO accepted) ack status: Must be greater than or equal to MTC Date of last SROI MTC Report that is in TA or TE (if MTC CO accepted) acknowledgment status.		064	Invalid data relationship	Must be >= last SROI MTC Date for Rpt in TA/TE ack
0003	FROI & SROI	Maintenance Type Code Date	MTC Dates must be no more than 7 days prior to Date Transmission Sent.		064	Invalid data relationship	MTC Date cant b more than 7 dys prior to Date Sent
0003	FROI & SROI	Maintenance Type Code Date	Must be greater than or equal to Trading Partners EDI Implementation Date (20200901)	Do not run this edit on Test claims where Header Record value of DN0104 Test/Production Code = T (Test)	111	Must be valid content	Must be greater than or equal to EDI Imp Date
0004	FROI & SROI	Jurisdiction Code	Value must be "TN"		111	Must be valid content	Value must be equal to "TN"

# Population Restrictions

Let's look at an example for  
DN0154 Employee ID Assigned by Jurisdiction

DN	Report or MTC	Data Element Name	Population Restriction	Exception	Error Message Number	Error Message Text	Element Error Text (DN0291)
0154	FROI & SROI	Employee ID Assigned by Jurisdiction	<p>DN0154 Employee ID Assigned by Jurisdiction If DN0042, DN0152, DN0153, DN0156 or 0437 are not available then TNBWC will accept the following:</p> <p><b>For Legacy Claims.</b> If the value used in R1 began with a 9 and is known not to be a valid SSN, the claim administrator will be able to send that 9xx value as Employee ID Assigned By Jurisdiction, or may continue to report it as DN0042.</p> <p><b>For Non-Legacy Claims:</b> The Claim Administrator must send 9 followed by Date of Birth (MMDDYYYY). For example if the employee's date of birth is March 10, 1975, DN0154 should be 903101975.</p> <p>Note: If the Date of Birth is updated with an 02 after the initial FROI filing, DN0154 should not be updated, as Employee Security ID will be used.</p>		111	Must be valid content	See Pop Restriction for format allowed.

# Population Restrictions

Let's look at another example for FROI and SROI 02 Group 1

DN	Report or MTC	Data Element Name	Population Restriction	Exception	Error Message Number	Error Message Text	Element Error Text (DN0291)
0412	FROI 02 & SROI 02 (Group 1)	Change Data Element/Segment Number	If FROI MTC (DN0002) = 02 or SROI MTC (DN0002) = 02 and Change Reason Code (DN0413) = A (Add) or R (Remove) and any of the following DN's are present in Change Data Element/Segment Number (DN0412) then all DN's must be present in Change Data Element/Segment Number (DN0412): 0068 (Initial RTW Date) and 0403 (Initial RTW Type Code) and 0404 (Initial RTW Physical Restrictions Indicator) must be present and each Change Reason Code (DN0413) must have the same value of either = A (Add) or = R (Remove).	Do not apply edit if it is a Legacy Claim as defined by Legacy Claim Definition Tab	064	Invalid data relationship	If02&ARIfany/IRTWDNsPresentAllMustBePresent(1)

# Sequencing Table

Tennessee's transaction sequence edits are defined on the *Sequencing table*. If the Apply Seq Edit is = Y, this indicates that the MTC is accepted and the sequencing edit will be applied. Error text indicates why the report was rejected.

↓ *FROI and SROI UR (Update Report) example.* ↓

Apply Seq Edit? Y, N, NA	Incoming Maintenance Type Code	MTC NAME	Element Error Number (DN0116)	Element Error Text (DN0291) <i>Any error messages in red text are TNBWC specific element error text that will be sent.</i>	Incoming Maintenance Type Code	MINIMUM SEQUENCING REQUIREMENTS <i>The MINIMUM SEQUENCING REQUIREMENTS below are from the IAIABC table. Any additions added by TNBWC are noted in red text.</i>
Y	UR - FROI	Update Report	063	NoLegacyRcvd-MTC URInvalid-sendDiffFROI(MTC(F18))	UR-FROI	<p><b>TNBWC Event Note:</b> If you Trigger FROI MTC UR and there is no Legacy Claim on file (FROI R1 MTC not properly filed) then the FROI UR is rejected with error 063 with Element Error Text: NoLegacyRcvd-MTC URInvalid-sendDiffFROI(MTC(F18)) You should then file the appropriate FROI 00, 04, UI or AU.</p> <p><b>IAIABC Note:</b> Submitted on a legacy claim as defined by the jurisdiction's Event Table. Refer to the Legacy Claims Processing Rules in Section 4. DP Rule: FROI: The FROI UR is intended to match a claim previously reported to the state and/or initiate EDI reporting. The FROI UR may or may not be required prior to submitting the SROI UR if the JCN has already been communicated to the Claim Administrator. Refer to Legacy Processing Rules in Section 4 and Migration Document for more information.</p>
Y	UR - SROI	Update Report	063	Invalid Event Sequence or SROIURcannotFollowFROICheckDateCImAdmKnow(S21)	UR-SROI	<p><b>TNBWC Event Notes:</b> SROI UR can follow an accepted FROI UR.</p> <p>SROI UR can follow an accepted FROI 00, 04 or AU if the DN0041 Date Claim Administrator Had Knowledge of Injury &lt; 09/01/2020. If DN0041 Date Claim Administrator Had Knowledge of Injury is not &lt; 09/01/2020 then the SROI UR will be rejected with Error 063 and Element Error Text: SROIURcannotFollowFROICheckDateCImAdmKnow(S21).</p> <p>If a SROI has never been filed then any applicable initiating SROI can follow the FROI MTC UR per Sequencing rules.</p> <p><b>IAIABC Note:</b> Submitted on a legacy claim as defined by the jurisdiction's Event Table. Refer to the Legacy Claims Processing Rules in Section 4. SROI: The SROI UR is intended to provide a starting point for legacy claim data and benefits paid to date. Legacy claims where the initiating payment is issued post implementation will be reported on the Initial Payment or equivalent. Jurisdictions that accept a SROI UR should use the summary as the current picture of the claim. Refer to Legacy Processing Rules in Section 4 for more information.</p>

# Tennessee 's Accident Site County/Parish Edit and County Names

DN	Report or MTC	Data Element Name	Population Restriction	Exception	Error Message Number	Error Message Text	Element Error Text (DN0291)
0118	FROI	Accident Site County/Parish	If ACCIDENT SITE STATE CODE – DN0123 is present and = Implementation State (TN), then Must be valid per the Implementation State's Accident Site County List.	Bypass this edit if ACCIDENT SITE STATE CODE – DN0123 is not present or ACCIDENT SITE STATE CODE – DN0123 is present and not = Implementation State.	111	Must be valid content	Not Found in List of counties for state

TNBWC Accident Site County Name  
See Population Restriction Edit:  
DN0118 Accident Site County/Parish Error: 111 Must be valid content

County Code	County Name
1	Anderson
2	Bedford
3	Benton
4	Bledsoe
5	Blount
6	Bradley
7	Campbell
8	Cannon
9	Carroll
10	Carter
11	Ceatham
12	Chester
13	Claiborne
14	Clay
15	Cocke



# How does Tennessee communicate the status of EDI reports?



Tennessee returns an EDI Acknowledgment Record (AKC) for each FROI and SROI report received. The AKC communicates the status of the EDI FROI or SROI report. The status can be a TA or TR. Please note TN will no longer be returning status TE in Release 3.1

- Status TA:** Indicates that the EDI report was accepted
- Status TR:** Indicates that the EDI report was rejected. Review the reason to determine if the same FROI or SROI needs to be adjusted and resent.

# What are the filing method options for EDI submissions?

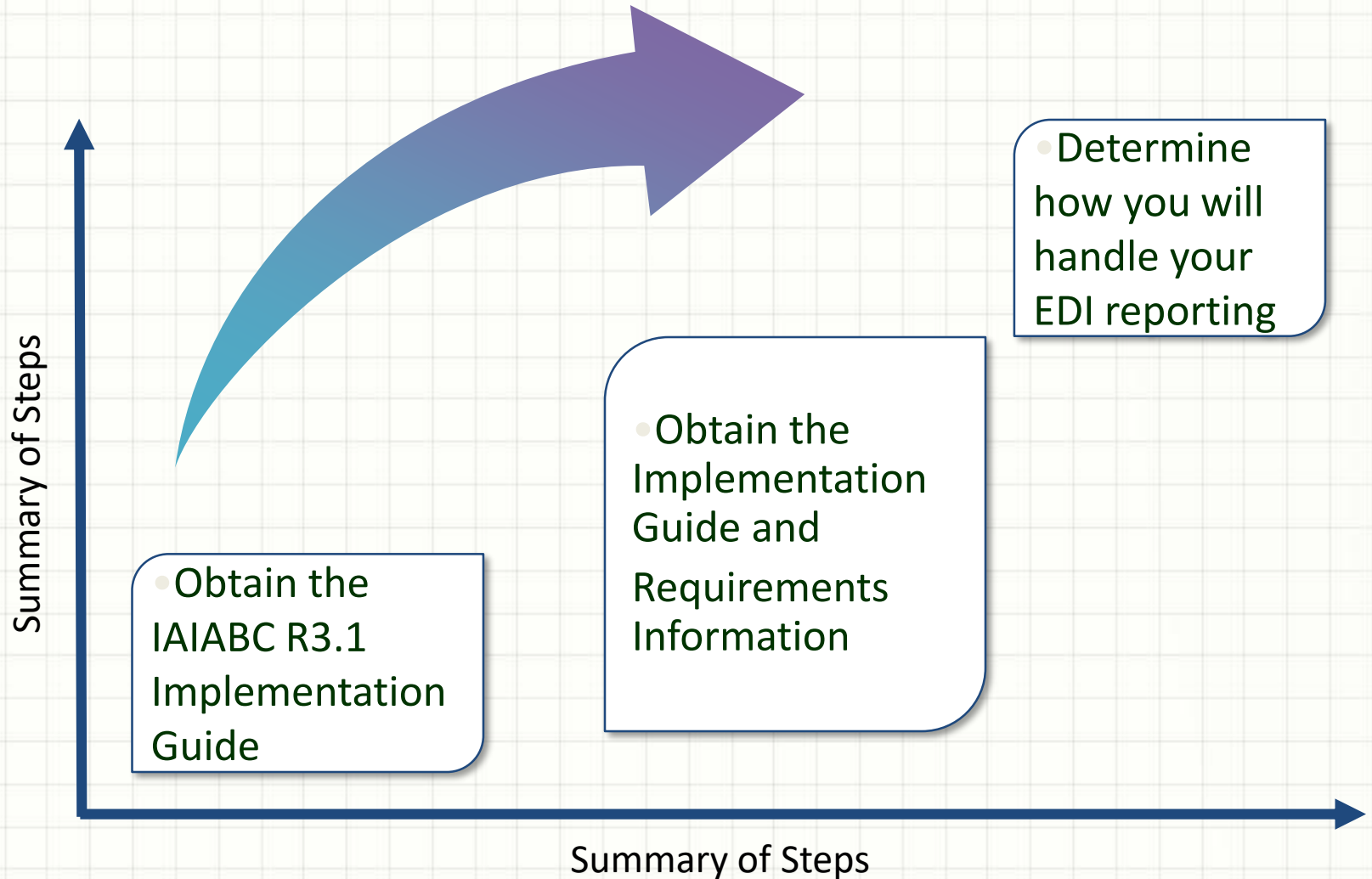


- **Direct Reporting (Secure FTP)**
  - Trading Partners and IAIABC Members with knowledge of the standards reporting EDI Claims Releases in other states
- **EDI Vendor**
  - List of vendors that have a variety of services to meet your EDI needs are listed on Tennessee's website. Tennessee does not endorse, nor recommend any one vendor over another.
- **Tennessee – ISO Jurisdiction Web Entry**
  - This web system is provided free, for low volume Trading Partners, by Tennessee's EDI Claims Vendor-ISO

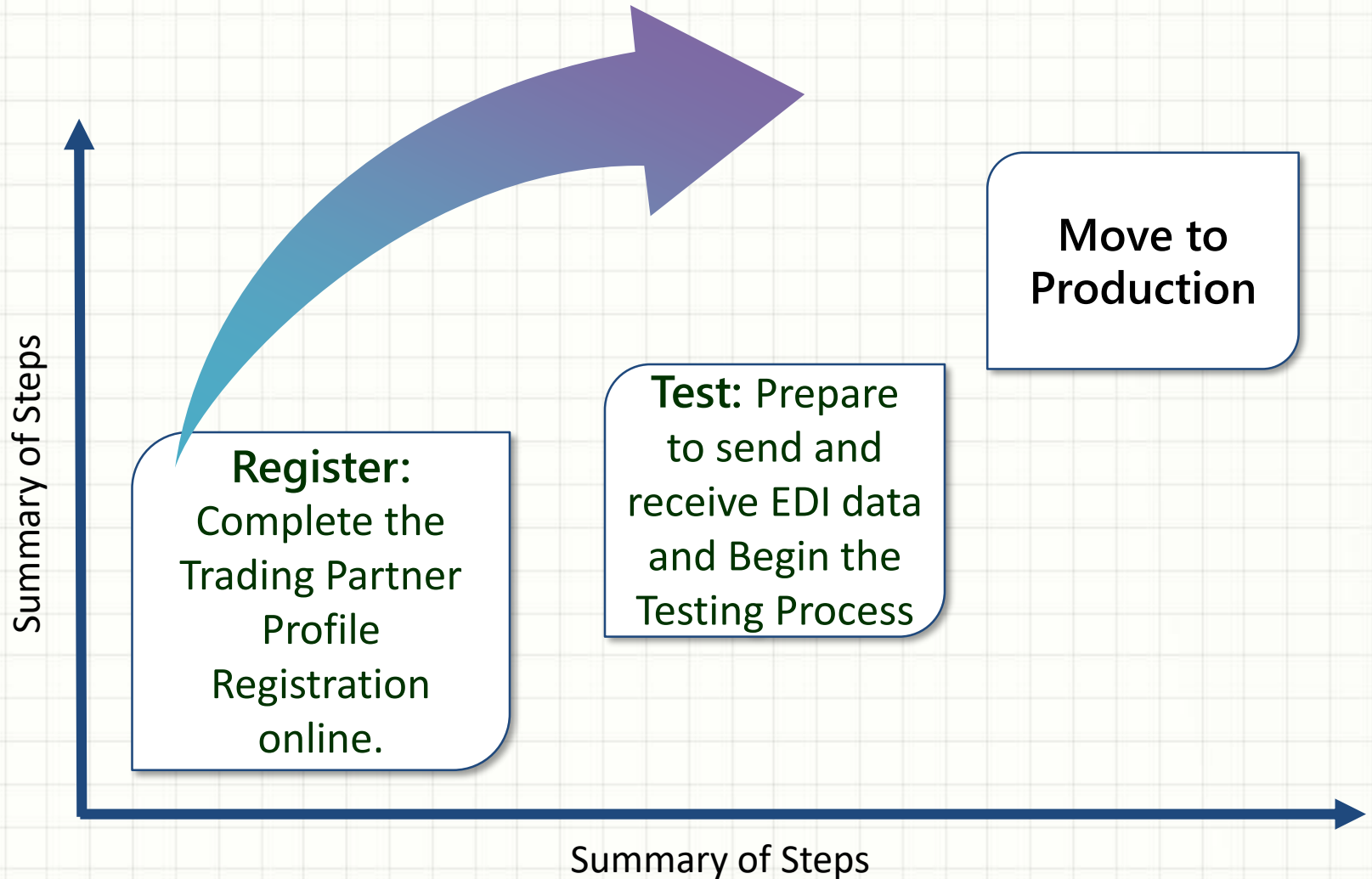


# Summary of Steps to Implement EDI Claims Release 3.1 with Tennessee

# Summary of Steps for Implementation



# Summary of Steps for Implementation





# How do I get help?

Please send all questions to the Tennessee EDI Support Team via email at [TNBWCEDI@ISO.COM](mailto:TNBWCEDI@ISO.COM).

If the question is specifically about something in this Information Session, please indicate “Info Session Question” in the subject line.





**THANK YOU**  
**FOR WATCHING**  
**THE TENNESSEE BUREAU OF WORKERS'**  
**COMPENSATION (TNBWC)**  
**EDI CLAIMS RELEASE 3.1**  
**INFORMATION SESSION**